

VOLVO V70 (08-), XC70 (08-) & S80 (07-)

WIRING DIAGRAM 2008 SUPPLEMENT



TP 39127202 LATE DESIGN

Vehicles with SRS (Airbag)/SIPS bag/ IC (Inflatable curtain)

Warning!

Extra caution must be exercised when working on vehicles equipped with SRS/SIPS bag/IC in order to avoid:

1. Personal injuries when performing repair work.
2. Damage or malfunction of the SRS/SIPS bag/IC system.

Work involving the SRS/SIPS bag/IC systems or other components in the vehicle that may affect the SRS/SIPS bag/IC systems must always be performed by an authorized Volvo workshop.

In case of doubt, consult the SRS and SIPS bag/IC service manual.

Is the vehicle equipped with SRS/SIPS bag/IC?

Vehicles with SRS are most easily recognized by the letters SRS in the center of the steering wheel. If the vehicle also has a passenger side airbag, the letters SRS are stamped on the dashboard above the glove compartment. SRS vehicles from 1993 and onward also have explosive seat belt tensioners. SIPS bags are only installed on SRS vehicles from 1995 and onward. SIPS bag decals are located on the windshield and seat compartment. Vehicles with IC can be recognized by the letters IC on the C/D panel (4 door) or the B panel (5 door).

General recommendations

- Be especially careful when working on or around SRS, SIPS, and IC components.
- Make sure that no wires are pinched, frayed, or pierced.
- Never fit accessories by the sensors.
- Where applicable, work on the steering wheel, steering shaft, or steering gear must be done in accordance with the methods in the SRS section of VIDA.
- Certain components of the aforementioned systems must be grounded while working. Read the appropriate sections in VIDA.
- Install no accessories in the areas between the A and B-posts, the B and C-posts, and the C and D-posts.

Test terminal

Fuse in cargo compartment auxiliary fuse box.

Changes introduced up to and including September 2007

Any changes made to the vehicle after this date are not included in the manual. If necessary, refer to service bulletins.

Volvo models are sold in versions adapted for different markets. These adaptations depend on factors such as legal requirements, taxation, and market demands.

This manual may therefore include illustrations and text that do not apply to the vehicles in your country.

Order number: TP 39127202

TP 39127202 Supplement, can also be found on Electronic Wiring Diagram (EWD) TP 39125002. TP39127202 contains updated information for the 2008 model late design, for other electrical systems see publication TP39115202.

We retain the right to make modifications.

© Volvo Car Corporation

Table of Contents 1:2

| | |
|---|---|
| Vehicles with SRS (Airbag)/SIPS bag/ | |
| IC (Inflatable curtain) | 2 |
| Explanations | 5 |
| Abbreviations | 5 |
| How to use the wiring diagrams 1:2..... | 6 |
| Electrical distribution 1:2..... | 8 |

Fuses

| | |
|---|----|
| Engine compartment electrical center F1-F7..... | 10 |
| Engine compartment distribution box F9-F24..... | 11 |
| Engine compartment distribution box F25-F30..... | 12 |
| Engine compartment distribution box F31-F37..... | 13 |
| Engine compartment distribution box F38 | 14 |
| Engine compartment electrical center F39-F44..... | 15 |
| Central Electronic Module (CEM) F1 - F11..... | 16 |
| Central Electronic Module (CEM) F13 - F19..... | 17 |
| Central Electronic Module (CEM) F20 - F28..... | 18 |
| Rear electrical center FA1-FA12 | 19 |
| Distribution box in cargo compartment FB1-FB12..... | 20 |
| Rear electrical center FD1-FD7 | 21 |
| Battery PF1-PF2..... | 22 |

Relays

| | |
|--|----|
| Relays in the engine compartment R2..... | 23 |
| Relays in the engine compartment R8-R9..... | 24 |
| Relays in the engine compartment R10-R13..... | 25 |
| Distribution box in cargo compartment RA1-RD1..... | 26 |
| Central Electronic Module (CEM) | 27 |

Ground connections

| | |
|-----------------------|----|
| Overview..... | 28 |
| 31/1 - 31/7 | 29 |
| 31/10 - 31/15 | 30 |
| 31/47 - 31/66 | 31 |
| 31/67 - 31/83 | 32 |
| 31/84 - 31/93 | 33 |
| 31/94 - 31/XX10..... | 34 |
| 31/XX14 - 31/AL | 35 |

Control modules

| | |
|--|----|
| Overview of locations..... | 36 |
| Overview designations..... | 37 |
| Data communication high speed CAN..... | 38 |
| Data communication high speed CAN 4 Cyl..... | 39 |
| Data communication LIN 1:2 | 40 |
| Data communication MOST..... | 42 |

Group 23 Fuel system

| | |
|---|----|
| Engine management system, 5 Cyl. Diesel 1:3 | 43 |
| Engine management system, 4 Cyl. 1:2 | 46 |
| Engine management system, 4 Cyl. Flexifuel 1:2..... | 48 |
| Engine management system, 4 Cyl. Diesel 1:2 | 50 |
| Engine management system, 6 Cyl. Turbo 1:2..... | 52 |
| Engine management system, 8 Cyl. 1:2 | 54 |
| Emission control, 4 Cyl. | 56 |
| Emission control, 8 Cyl. | 57 |

Group 26 Cooling system

| | |
|--|----|
| Cooling fan, 4 Cyl. | 58 |
| Cooling fan, 4 Cyl. Diesel..... | 59 |
| Cooling fan, 5 Cyl. Diesel..... | 60 |
| Cooling fan, 5 Cyl. Turbo & 6 Cyl..... | 61 |
| Cooling fan, 8 Cyl. | 62 |

Group 27 Engine controls

| | |
|------------------------------------|----|
| Cruise control 4 Cyl..... | 63 |
| Cruise control 4 Cyl. Diesel..... | 64 |
| Cruise control 5 Cyl. & 6 Cyl..... | 65 |
| Cruise control 5 Cyl. Diesel..... | 66 |
| Cruise control 8 Cyl..... | 67 |

Group 32 Alternator and voltage regulator

| | |
|--------------------|----|
| Power supply | 68 |
|--------------------|----|

Group 33 Starting system

| | |
|----------------------------|----|
| Starting system 4 Cyl..... | 69 |
|----------------------------|----|

Group 35 Lighting

| | |
|---|----|
| Running/parking lights, Tail lights V70..... | 70 |
| Running/parking lights, Tail lights (Bi-Xenon) V70..... | 71 |
| Fog lights, V70 | 72 |
| Brake light, V70 | 73 |
| Reversing lights, V70 | 74 |
| Door handle lighting LHD..... | 75 |
| Door handle lighting RHD | 76 |

Group 36 Other electrical equipment

| | |
|---|----|
| Direction indicator and Hazard warning flashers LHD, V70 | 77 |
| Direction indicator and Hazard warning flashers RHD, V70..... | 78 |
| High-pressure headlight washer | 79 |
| Wiper/washer rear window, V70 | 80 |
| Parking assistance..... | 81 |
| Keyless vehicle 4 Cyl. 1:2..... | 82 |
| Collision warning with brake servo..... | 84 |
| Alcolock | 85 |

Table of Contents 2:2

Group 37 Wiring and fuses, Accessories

| | |
|--|----|
| Tow hitch cable harness, 4-pin V70..... | 86 |
| Tow hitch cable harness, 7-pin V70..... | 87 |
| Tow hitch cable harness, 13-pin V70..... | 88 |

Group 38 Instruments

| | |
|--------------------------------|----|
| Driver information module..... | 89 |
|--------------------------------|----|

Group 39 Other

| | |
|-------------------------------|----|
| Audio 1:2 | 90 |
| Audio Premium 1:3 | 92 |
| Rear seat entertainment | 95 |

Group 43 Transmission

| | |
|---|----|
| Differential Electronic Module (DEM)..... | 96 |
|---|----|

Group 55 Parking brake

| | |
|--------------------------------|----|
| Electronic parking brake | 97 |
|--------------------------------|----|

Group 87 Climate control system

| | |
|---|----|
| Climate control system 4 Cyl. 1:2 | 98 |
|---|----|

Connectors..... 100

Branching points112

Cable harness routing in vehicle

| | |
|------------------------------------|-----|
| Engine harness, 4 Cyl..... | 117 |
| Engine harness, 4 Cyl. Diesel..... | 117 |
| Engine harness, 8 Cyl..... | 118 |
| Harness engine compartment..... | 118 |
| Harness ceiling | 119 |
| Harnesses rear axle..... | 119 |

Component illustrations120

Index124

List of components 1:4125

Explanations

Abbreviations

Groups

| | |
|----------|------------------------------------|
| Group 23 | = Fuel system |
| Group 26 | = Cooling system |
| Group 27 | = Engine controls |
| Group 32 | = Alternator and voltage regulator |
| Group 33 | = Starting system |
| Group 35 | = Lighting |
| Group 36 | = Additional electrical equipment |
| Group 37 | = Wiring and fuses |
| Group 38 | = Instruments |
| Group 39 | = Other |
| Group 43 | = Transmission |
| Group 55 | = Parking brake |
| Group 87 | = Climate control system |

Ignition switch symbols

| | |
|-----|--|
| X | = Accessories (audio position) |
| S | = Powered upon insertion of key |
| 15 | = Contact remains connected during start |
| 15I | = Contact is broken while starting |
| 30 | = Constant power from the battery |
| 50 | = Start |

Countries/Markets

| | |
|-------|----------------------------------|
| A | = Austria |
| AUS | = Australia |
| B | = Belgium |
| CDN | = Canada |
| CH | = Switzerland |
| D | = Germany |
| DK | = Denmark |
| E | = Spain |
| EU/OS | = Markets outside USA and Canada |
| FIN | = Finland |
| GB | = Great Britain |
| ISR | = Israel |
| J | = Japan |
| KOR | = Korea |
| N | = Norway |
| NL | = Netherlands |
| S | = Sweden |
| USA | = United States of America |
| WEU | = Western Europe |

Other

| | |
|----------|-------------------------------------|
| ACC | = Adaptive Cruise Control |
| AUTO | = Automatic transmission |
| BLIS | = Blind spot information system |
| CAN | = CAN communication |
| DPY | = Display |
| ECC | = Electronic climate control system |
| ETA | = Engine throttle body |
| GDL | = Gas discharge lamp |
| HISPEED | = High speed data bus |
| IR | = Infrared sensor |
| LIN | = LIN communication |
| LH | = Left-hand side |
| LHD | = Left-hand drive |
| MAN | = Manual transmission |
| MEMORY | = Memory driver's seat |
| MIDSPEED | = Midspeed data bus |
| MMS | = Mass Movement Sensor |
| PETROL | = Gasoline |
| RH | = Right-hand side |
| RHD | = Right-hand drive |
| SCR | = Screened |
| SRS | = Airbag |
| T | = Turbocharged engine |
| W/O | = Without |
| 2WD | = Two-wheel drive |
| 4CYL, I4 | = 4-cylinder engine |
| 5CYL, I5 | = 5-cylinder engine |
| 6CYL, I6 | = 6-cylinder engine |
| 8CYL, V8 | = 8-cylinder engine |

Colors

| | |
|--------|---------------|
| BK, SB | = Black |
| BN | = Brown |
| BU, BL | = Blue |
| GN | = Green |
| GY, GR | = Gray |
| LGN | = Light Green |
| NL | = Natural |
| OG, OR | = Orange |
| PK, P | = Pink |
| RD, R | = Red |
| VT, VO | = Violet |
| WH, W | = White |
| YE, Y | = Yellow |

How to use the wiring diagrams 1:2

The descriptions below apply in general to all wiring diagram manuals, although not all sections are necessarily contained in this manual.

A. Component designation

Every component has a component designation that consists of two parts.

The first part is a type number that describes the type of component in question, for example 3/xx.

The second part of the designation is a serial number, e.g. x/2.

Together, this constitutes a component designation, e.g. 3/2.

At the end of the manual is a list of components, where, with the help of the component designation, you can read off the name of the component, for example, 3/2 = light switch.

List of type numbers

The list shows which type of component that respective type numbers refer to, for example, 3/x = switch, 6/x = electric motor, etc.

| | |
|----|----------------------------------|
| 1 | Battery |
| 2 | Relay |
| 3 | Switch |
| 4 | Control module |
| 5 | Driver information module |
| 6 | Electric motor |
| 7 | Sensor |
| 8 | Actuator |
| 9 | Heating element |
| 10 | Light |
| 11 | Fuse |
| 15 | Electrical distribution rail/box |
| 16 | Audio |
| 17 | Service/diagnostics |
| 18 | Contact reel |
| 19 | Meter |
| 20 | Ignition component/shunt |
| 27 | Optics |
| 31 | Ground connection |
| 73 | Branching point |
| 74 | Connector |

B. Branching points

The wiring diagrams contain numbered branching points, for example 73/5035.

This manual contains a section with a list of branching points. This list shows all the components that are connected to each branching point.

The location of the branching points is shown in the "Cable harness routing in vehicle" section.

C. Connectors

Connectors provide a bridge between two cable harnesses and are described in the "Connectors" section.

D. Electrical distribution

Operation of the fuses and relays is shown in the "Electrical distribution" section.

E. Data communication

Today's cars contain CAN, LIN and MOST networks that transfer information. Connections to these networks are not shown in their entirety in the respective wiring diagram. Complete information on CAN, LIN and MOST communication is found in the section "Control modules".

F. Abbreviations

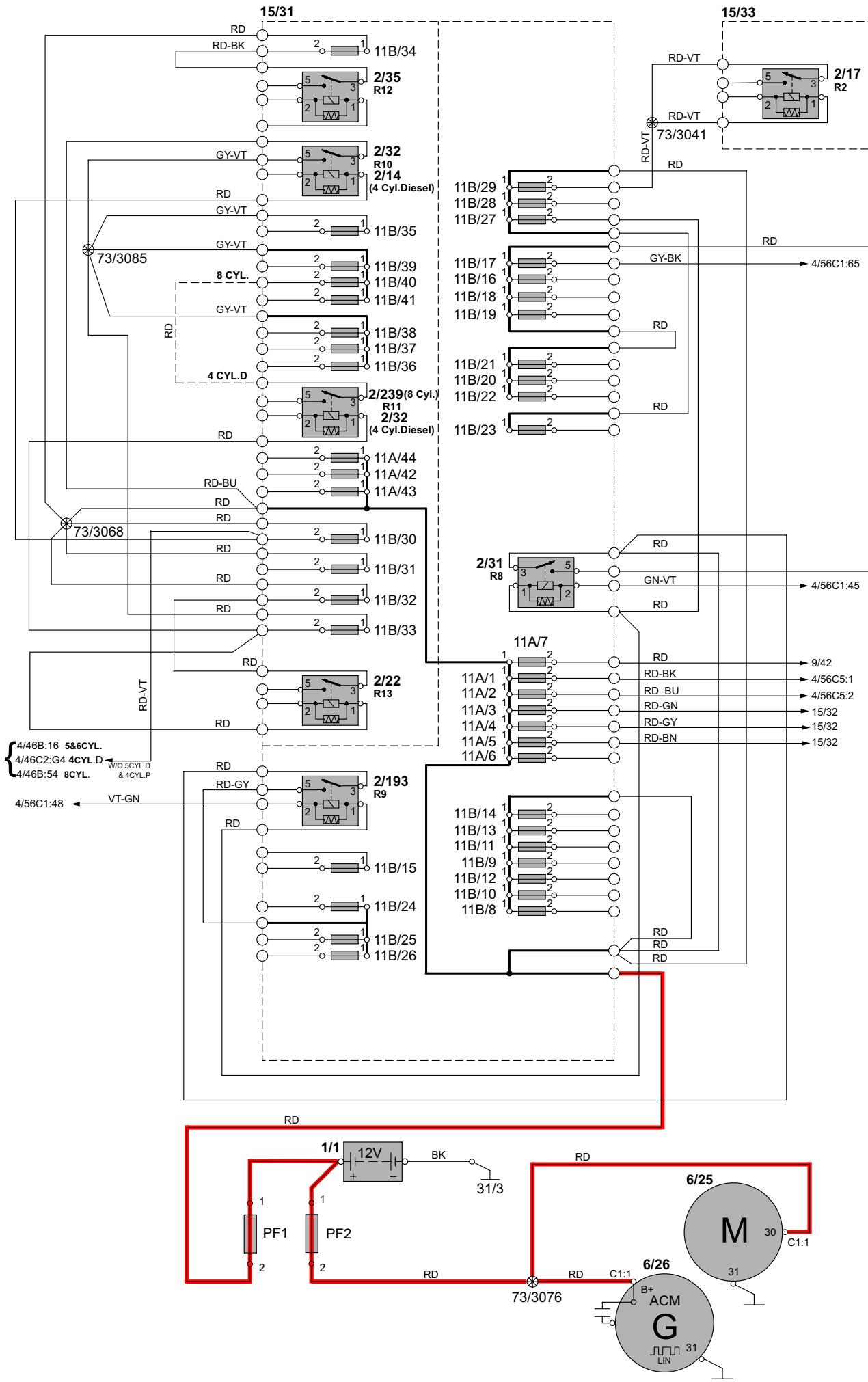
A number of different abbreviations are used in the manual. These are explained in the section "Abbreviations".

G. Component location

The end of the manual contains a section that describes component appearance and location in numerical order.

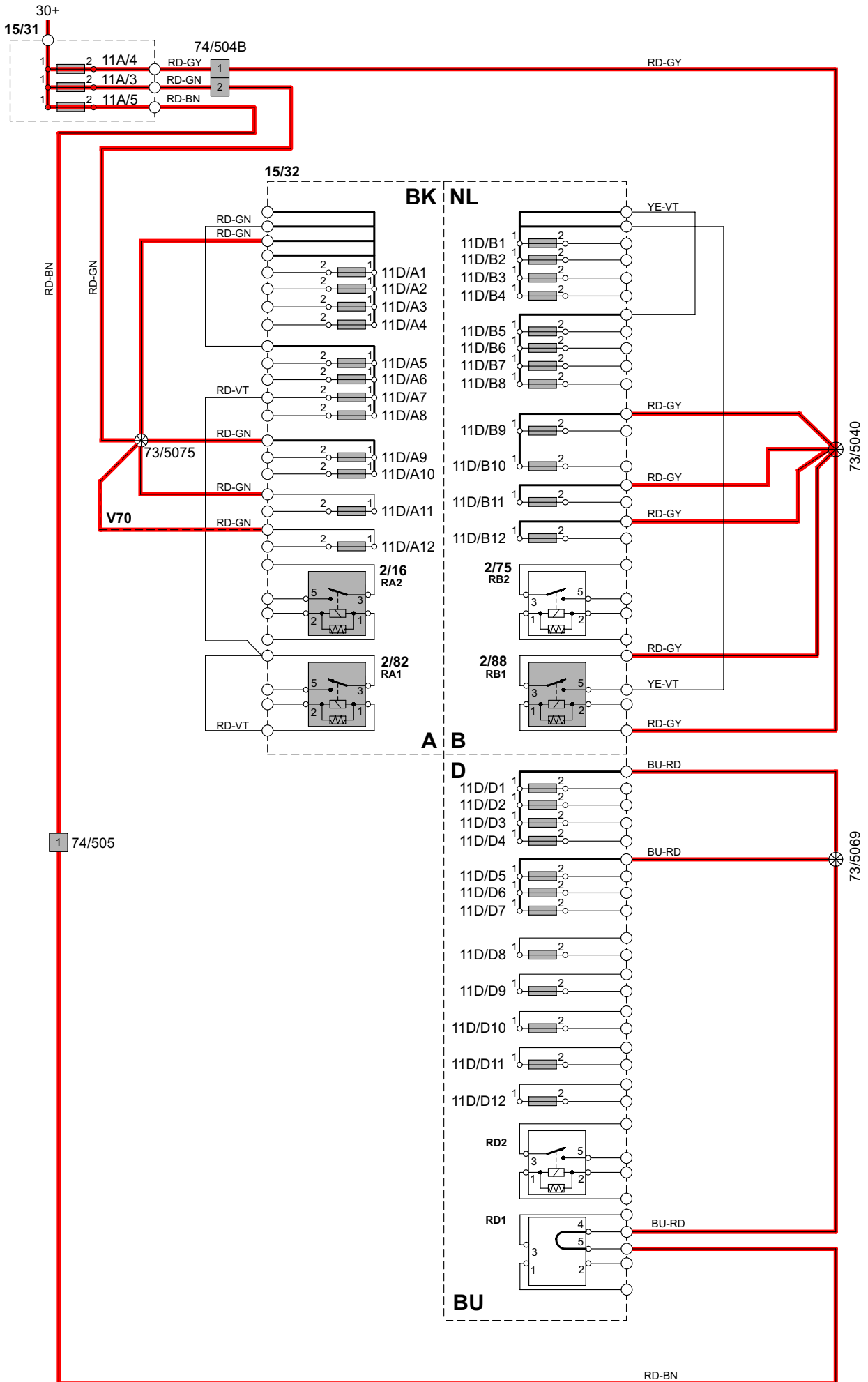
Electrical distribution 1:2

Overview, Electrical center and Cold zone in engine compartment



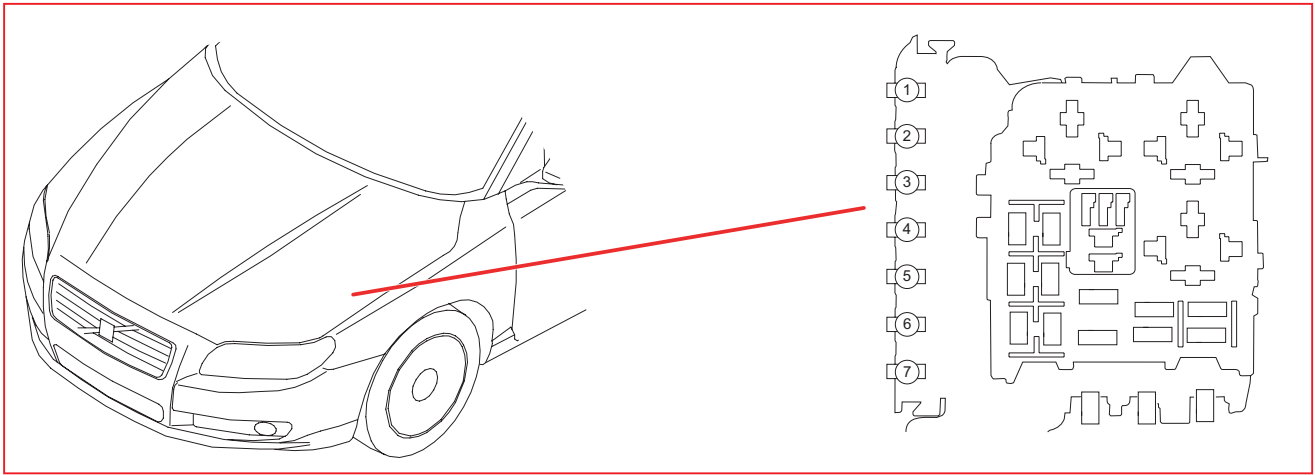
Electrical distribution 2:2

Overview, rear electrical center



Fuses

Engine compartment electrical center F1-F7

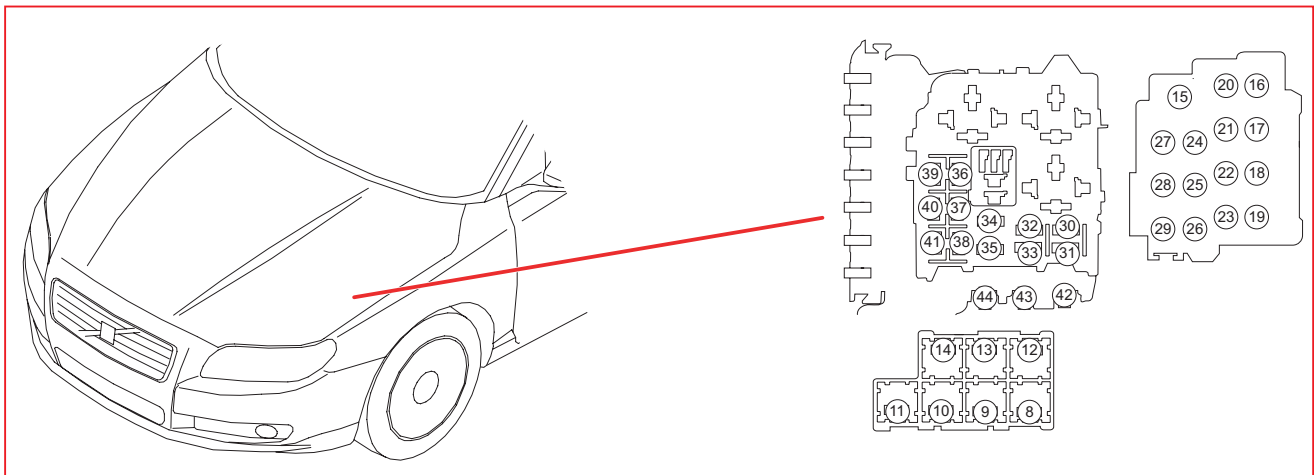


15/31 Engine compartment electrical center

| No. | No. | Fuse function | via | A |
|-----------|-------|---|------|-----|
| F1 | 11A/1 | Main fuse for fuses in CEM | 4/56 | 50 |
| F2 | 11A/2 | Main fuse for fuses in CEM | 4/56 | 50 |
| F3 | 11A/3 | 11D/A1-11D/A12 Fuses in cargo compartment 15/32 | - | 60 |
| F4 | 11A/4 | 11D/B1-11D/B12 Fuses in cargo compartment 15/32 | - | 60 |
| F5 | 11A/5 | 11D/D1-11D/D7 Fuses in cargo compartment 15/32 | - | 50 |
| F7 | 11A/7 | 9/42 PTC-element | - | 100 |
| continues | | | | |

Fuses

Engine compartment distribution box F9-F24

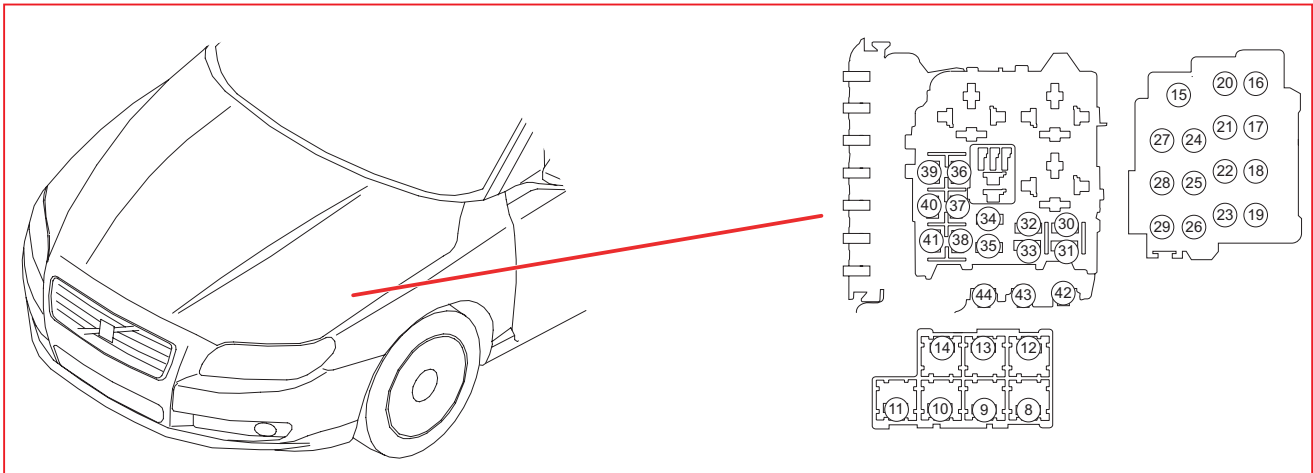


15/31 Engine compartment distribution box

| No. | No. | Fuse function | via | A |
|-----------|--------|--|-------------|----|
| F9 | 11B/9 | 6/1 Wiper Motor Module (WMM) | - | 30 |
| F10 | 11B/10 | 4/7 Combustion Preheater Module (CPM) | - | 25 |
| F11 | 11B/11 | 4/31 Fan control module 6/28 Motor, passenger compartment fan | - - | 40 |
| F13 | 11B/13 | 4/16 Brake Control Module (BCM), pump | - | 40 |
| F14 | 11B/14 | 4/16 Brake Control Module (BCM), valves | - | 20 |
| F16 | 11B/16 | 4/118 Headlamp Control Module (HCM) 10/1 Lamp housing, front left 10/2 Lamp housing, front right | - - - | 10 |
| F17 | 11B/17 | F2-F4 Fuses in the Central Electronic Module (CEM) | - | 20 |
| F18 | 11B/18 | 4/80 Forward Sensing Module (FSM) 7/203 Forward-aimed radar (FLR) | - - | 5 |
| F19 | 11B/19 | 4/99 Electronic power steering control module | - | 5 |
| F20 | 11B/20 | 4/28 Transmission Control Module (TCM) 4/46 Engine Control Module (ECM) 4/9 Supplemental Restraint System Module (SRS) | - - - | 10 |
| F21 | 11B/21 | 9/43 Heated windshield washer nozzle, left 9/44 Heated windshield washer nozzle, right | - - | 10 |
| F22 | 11B/22 | 6/114 Vacuum pump, 5 Cyl. T. | 8/84 | 20 |
| F23 | 11B/23 | 3/111 Light Switch Module (LSM) | - | 5 |
| F24 | 11B/24 | 6/104 High pressure headlight washer motor | - | 15 |
| continues | | | | |

Fuses

Engine compartment distribution box F25-F30

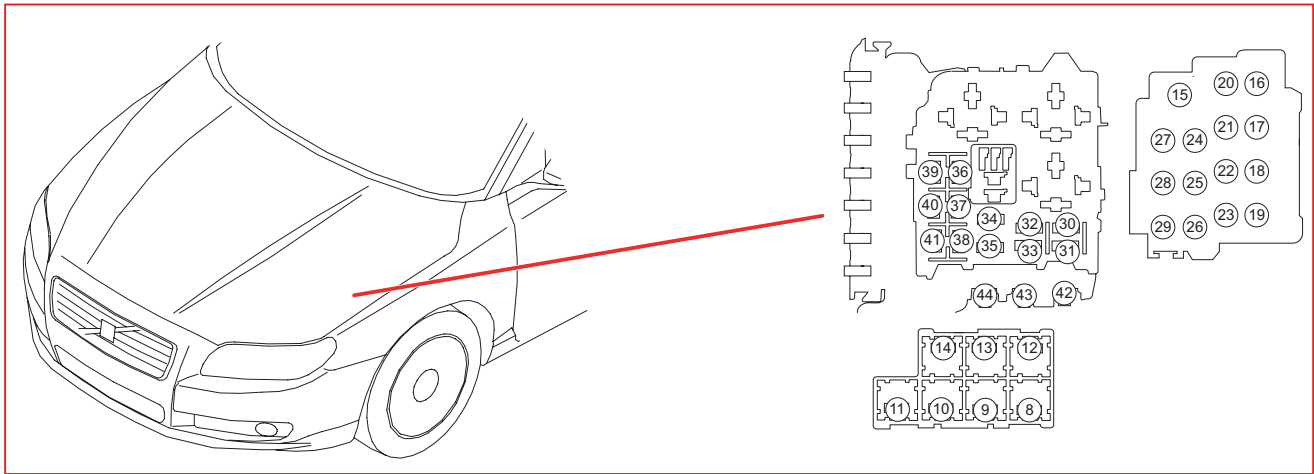


15/31 Engine compartment distribution box

| No. | No. | Fuse function | via | A |
|-----------|--------|--|---|----|
| F25 | 11B/25 | 9/1 Front 12V outlet 9/25 Rear 12V outlet 16/45 Portable navigation system 16/109 DVD player/control module | - - - - | 15 |
| F26 | 11B/26 | 3/117 Switch unit, ceiling light 4/33 Sunroof control module 6/48 Damper Motor Module (DMM), recirculation 6/95 Damper Motor Module (DMM), temperature, left side 6/96 Damper Motor Module (DMM), temperature, right side 6/102 Damper Motor Module (DMM), defroster 6/103 Damper Motor Module (DMM), floor/ventilation 7/159 Air Quality Sensor (AQS) 16/159 Control module, mobile phone handsfree | - - 3/112 3/112 3/112 3/112 3/112 3/112 - | 5 |
| F27 | 11B/27 | 2/31 Relay, 15-feed 2/193 Relay, comfort functions | - - | 5 |
| F28 | 11B/28 | 2/64 Relay auxiliary lights 10/65 Auxiliary light, front right 10/69 Auxiliary light, front left | - 2/64 2/64 | 20 |
| F29 | 11B/29 | 2/17 Relay, horn 16/10 Horn 1 16/11 Horn 2 | - 2/17 2/17 | 15 |
| F30 | 11B/30 | 2/32 Main relay, engine management system 4/46 Engine Control Module (ECM), not Diesel | - - | 10 |
| continues | | | | |

Fuses

Engine compartment distribution box F31-F37

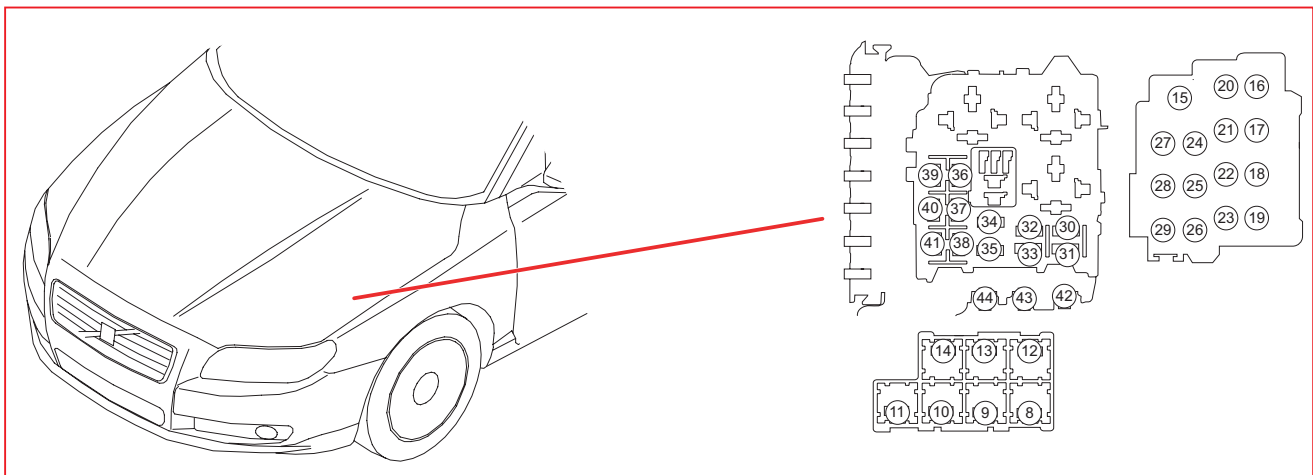


15/31 Engine compartment distribution box

| No. | No. | Fuse function | via | A |
|-----------|--------|---|-----------------------------------|--------------|
| F31 | 11B/31 | 4/28 Transmission Control Module (TCM) | - | 15 |
| F32 | 11B/32 | 8/3 Electromagnetic clutch, climate control system | 2/22 | 15 |
| F33 | 11B/33 | 2/14 Relay, glow plug control system, 4 Cyl. Diesel 2/22 Relay, climate control system 2/239 Relay, coolant pump, 8 Cyl. | - - - | 5 |
| F34 | 11B/34 | 6/25 Starter motor | 2/35 | 30 |
| F35 | 11B/35 | 20/3-8 Spark plug with ignition coil, 5, 6 & 8 Cyl. 20/12-13 Spark plug with ignition coil, 8 Cyl. 20/3-6 Spark plug with ignition coil, 4 Cyl. 20/22-26 Glow plug, 5 Cyl. Diesel 8/82 Solenoid variable turbo geometry, 4 Cyl. Diesel 8/132 Control valve intake, 4 Cyl. Diesel | - - - 4/109 - - | 20 10 |
| F36 | 11B/36 | 6/120 Engine throttle body 4/46 Engine Control Module (ECM), 4, 6, 8 Cyl. & Diesel 6/118 Control motor swirl duct throttle, 5 Cyl. 6/120 Electronic throttle actuator, 5 Cyl. 8/111 Control valve fuel flow 8/98 Control valve fuel pressure, 5 Cyl. | 4/46 - 4/46 4/46 4/46 | 10 15 |
| F37 | 11B/37 | 4/46 Engine Control Module (ECM), 6 Cyl. & 5 Cyl. Diesel 8/6-11 Injection valves 8/115 Injector 8/116 Injector 7/17 Mass air flow sensor (MAF) | - - - - - | 15 |
| continues | | | | |

Fuses

Engine compartment distribution box F38

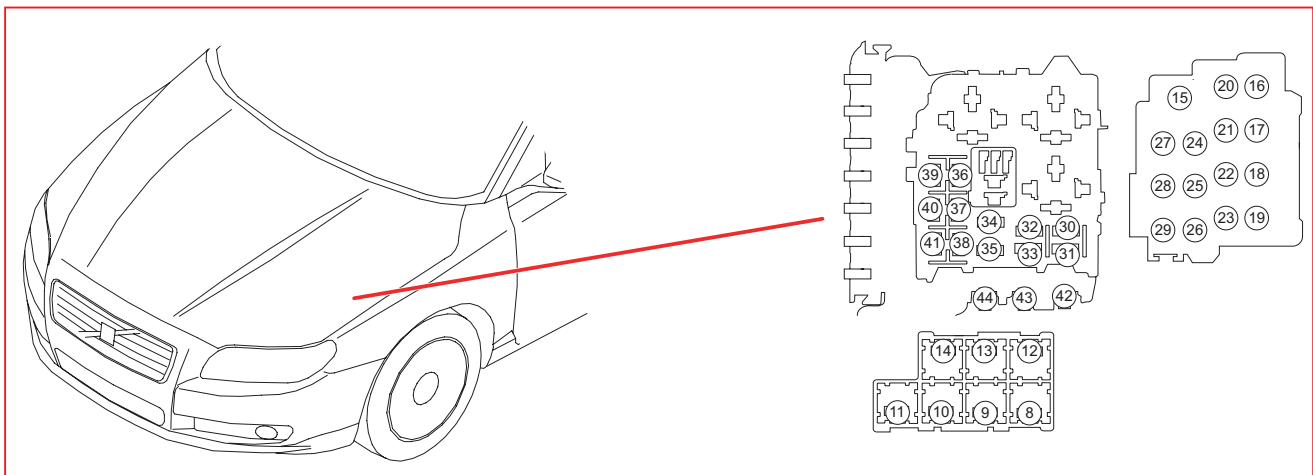


15/31 Engine compartment distribution box

| No. | No. | Fuse function | via | A |
|--|--------|--|-----|----|
| F38 | 11B/38 | 6/99 Motor EGR, 4 Cyl. | - | 10 |
| | | 8/45 Vacuum valve variable intake manifold, 4 Cyl. | - | |
| | | 8/114 Mixing valve, air/fuel, 4 Cyl. | - | |
| | | 8/77 Control valve fuel volume, 4 Cyl. Diesel | - | |
| | | 8/133 Control valve fuel pressure, 4 Cyl. Diesel | - | |
| | | 8/3 Electromagnetic clutch climate control system, 5 Cyl. T. | - | |
| | | 8/28 Turbocharger control valve, 5 Cyl. T. | - | |
| | | 8/81 Solenoid, variable valve timing, exhaust, 5 Cyl. T. | - | |
| | | 8/117 Solenoid, variable valve timing, intake, 5 Cyl. T. | - | |
| | | 6/143 Control motor, turbo, 5 Cyl. | - | |
| | | 8/3 Electromagnetic clutch climate control system, 5 Cyl. | - | |
| | | 8/113 Bypass valve, EGR cooling, 5 Cyl. | - | |
| | | 8/120 EGR valve, 5 Cyl. | - | |
| | | 4/46 Engine Control Module (ECM), 6 Cyl. | - | |
| | | 6/139 Upper actuating motor, intake manifold, 6 Cyl. | - | |
| | | 6/140 Lower actuating motor, intake manifold, 6 Cyl. | - | |
| | | 8/3 Electromagnetic clutch climate control system, 6 Cyl. | - | |
| | | 8/117 Solenoid, variable valve timing, intake, 6 Cyl. | - | |
| | | 8/125 Solenoid front cam profile, 6 Cyl. | - | |
| | | 8/126 Solenoid rear cam profile, 6 Cyl. | - | |
| 4/46 Engine Control Module (ECM), 8 Cyl. | - | | | |
| 8/3 Electromagnetic clutch climate control system, 8 Cyl. | - | | | |
| 8/19 Solenoid, variable valve timing, intake, bank 2, 8 Cyl. | - | | | |
| 8/81 Solenoid, variable valve timing, exhaust, bank 2, 8 Cyl. | - | | | |
| 8/117 Solenoid, variable valve timing, intake, bank 1, 8 Cyl. | - | | | |
| 8/118 Solenoid, variable valve timing, exhaust, bank 1, 8 Cyl. | - | | | |
| continues | | | | |

Fuses

Engine compartment electrical center F39-F44

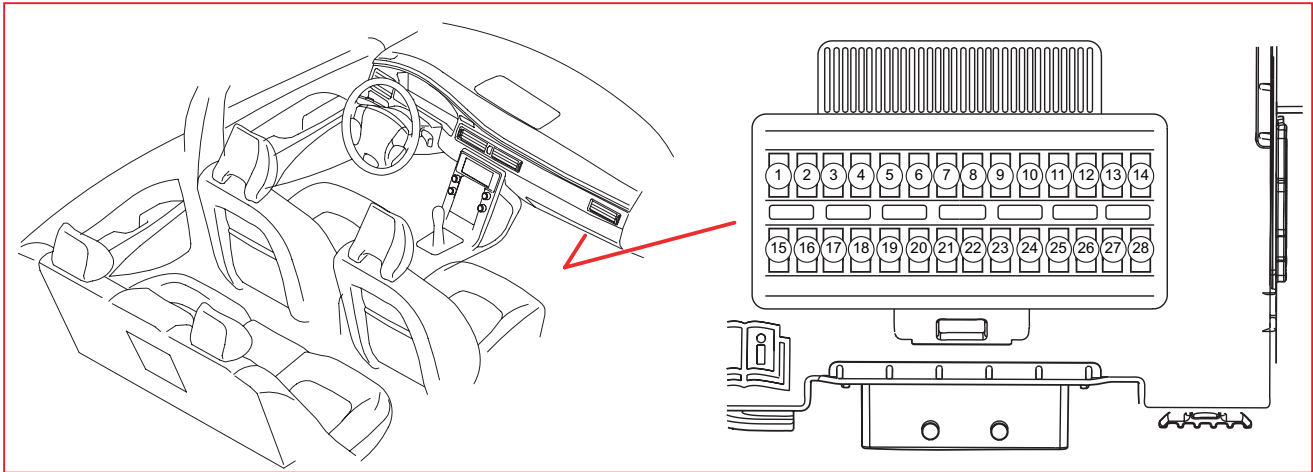


15/31 Engine compartment distribution box

| No. | No. | Fuse function | via | A |
|--|---|--|-------|----|
| F39 | 11B/39 | 7/15 Heated oxygen sensor, front, 5 Cyl. T. | - | 15 |
| | | 7/103 Rear heated oxygen sensor, 5 Cyl. T. | - | |
| | | 8/18 EVAP valve, 5 Cyl. T. | - | |
| | | 7/15 Front oxygen sensor, bank 1, 6 Cyl. | - | |
| | | 7/82 Rear oxygen sensor, bank 1, 6 Cyl. | - | |
| | | 7/103 Front oxygen sensor, bank 2, 6 Cyl. | - | |
| | | 7/104 Rear oxygen sensor, bank 2, 6 Cyl. | - | |
| | | 8/18 EVAP valve, 6 Cyl. | - | |
| | | 7/15 Front oxygen sensor, bank 2, 8 Cyl. | - | |
| | | 7/82 Front oxygen sensor, bank 1, 8 Cyl. | - | |
| 7/103 Rear oxygen sensor, bank 2, 8 Cyl. | - | | | |
| 7/104 Rear oxygen sensor, bank 1, 8 Cyl. | - | | | |
| 8/107 Variable intake valve, 8 Cyl. | - | | | |
| 8/118 Solenoid, variable valve timing, exhaust, bank 1, 8 Cyl. | - | | | |
| | 7/15 Heated oxygen sensor, front, 5 Cyl. T., Diesel | - | 10 | |
| F40 | 11B/40 | 9/32 PTC resistor, crankcase ventilation, 5 Cyl. | - | 20 |
| | | 9/38 Heated fuel filter, 5 Cyl. | - | |
| | | 9/47 PTC resistor crankcase ventilation in hose, 5 Cyl. Diesel | - | |
| | | 6/73 Coolant pump, 8 Cyl. | 2/239 | 10 |
| F41 | 11B/41 | 6/67 Pump fuel leakage control, not 4 & 5 Cyl. | - | 5 |
| F42 | 11A/42 | 20/22-26 Glow plug, 5 Cyl. | 4/109 | 70 |
| | | 20/22-25 Glow plug, 4 Cyl. | 2/14 | 60 |
| F43 | - | - | - | - |
| F44 | 11A/44 | 4/71 Cooling fan control module | - | 60 |
| | | 4/71B Twin cooling fan control module | - | 80 |

Fuses

Central Electronic Module (CEM) F1 - F11

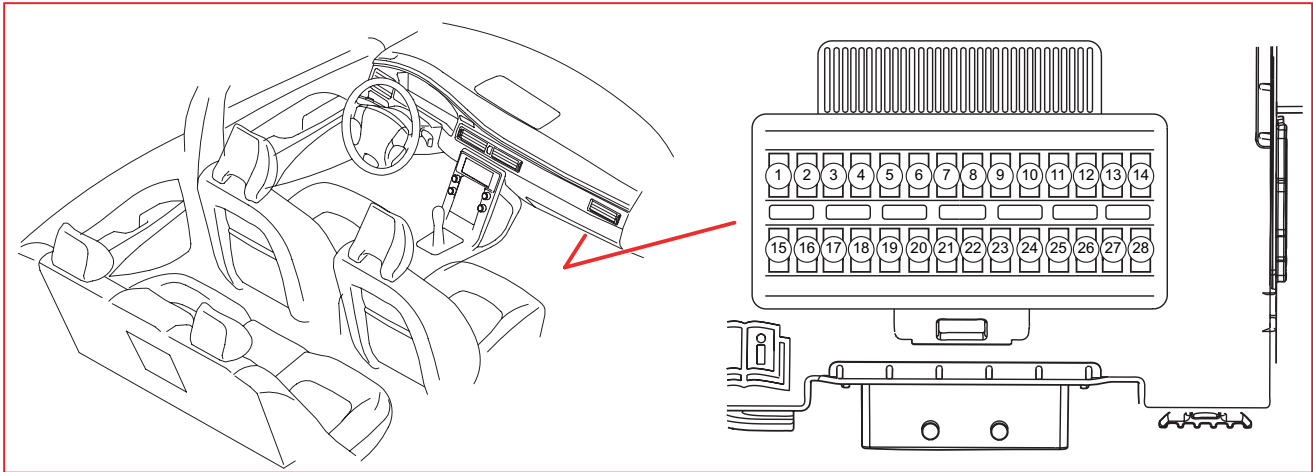


4/56 Central Electronic Module (CEM)

| No. | Fuse function | via | A |
|-----------|---|-------------------------|-----|
| F1 | 7/149 Rain Sensor Module (RSM) | 4/56 | 5 |
| F2 | 4/9 Supplemental Restraint System Module (SRS) 7/93 Occupant Weight Sensor (OWS) | - - | 10 |
| F3 | 4/16 Brake Control Module (BCM) | - | 5 |
| F4 | 3/65 Switch, heated rear seat 7/51 Accelerator pedal sensor 8/48 Auto-dimming rearview mirror 9/42 PTC-element | - - - - | 7.5 |
| F6 | 3/281 Infotainment Control Module (ICM) 16/1 Integrated Audio Module (IAM) 16/109 DVD player/control module 4/124 Accessory USB unit (AUJ) | - - - - | 15 |
| F7 | 3/4 Steering wheel switch left (SWSL) 3/131 Steering wheel switch right (SWSR) 3/135 RTI switch | 3/130 3/130 3/131 | 7.5 |
| F9 | 10/1 Lamp housing, front left 10/2 Lamp housing, front right | K2 K2 | 15 |
| F10 | 4/33 Sunroof Module (SRM) | - | 20 |
| F11 | 10/48 Right-hand reversing light 10/55 Left-hand reversing light | K3 K3 | 7.5 |
| continues | | | |

Fuses

Central Electronic Module (CEM) F13 - F19

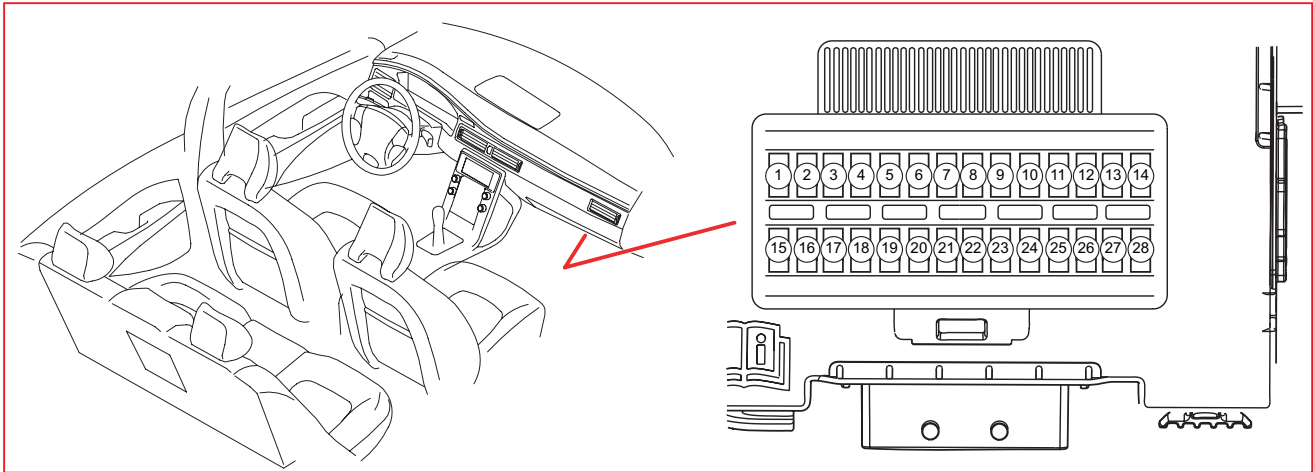


4/56 Central Electronic Module (CEM)

| No. | Fuse function | via | A |
|--|--|----------|-----|
| F13 | 10/5 Fog light, front left | K1 | 15 |
| | 10/6 Fog light, front right | K1 | |
| F14 | 6/127 Washer motor | K5A, K5B | 15 |
| F15 | 4/80 Forward Sensing Module (FSM) | - | 10 |
| F17 | 3/27 Switch unit, power passenger seat | - | 7.5 |
| | 3/176 Switch, driver's door power window | - | |
| | 3/291 Tailgate closing switch | - | |
| | 4/76 Remote control unit for garage door opener | - | |
| | 10/25 Ceiling light, cargo compartment, V70 | - | |
| | 10/29 Glove compartment lighting | - | |
| | 10/114 Left-hand vanity mirror lighting | - | |
| | 10/115 Vanity mirror lighting, right | - | |
| | 10/125 Left-hand front courtesy lighting | - | |
| | 10/126 Right-hand front courtesy lighting | - | |
| | 10/127 Lighting, cargo compartment, left-hand side, S80 | - | |
| | 10/128 Lighting, cargo compartment, right-hand side, S80 | - | |
| | 10/150 Rear reading light | - | |
| 26/5 DC/AC converter, fuel tank | - | - | |
| 26/6 Converter/control module, sill moldings, driver's side | - | - | |
| 26/7 Converter/control module, sill moldings, passenger side | - | - | |
| F18 | 5/1 Driver Information Module (DIM) | - | 5 |
| F19 | 4/52 Power Seat Module (PSM) | - | 5 |
| continues | | | |

Fuses

Central Electronic Module (CEM) F20 - F28

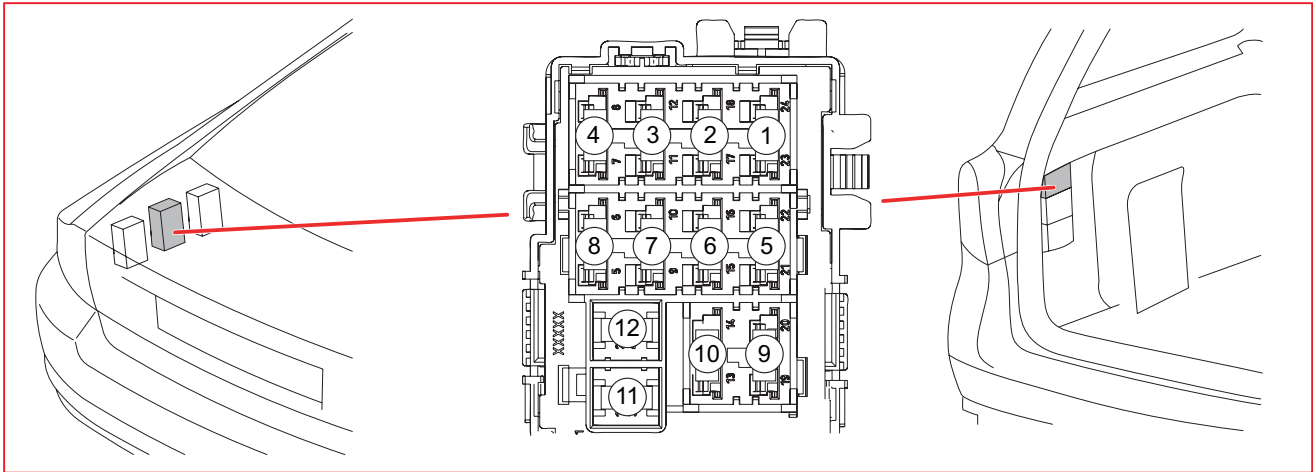


4/56 Central Electronic Module (CEM)

| No. | Fuse function | via | A |
|-----|--|--|----|
| F20 | 6/32 Rear window wiper motor, V70 | 2/16 | 15 |
| F21 | 4/119 Signal receiver, keyless vehicle (RKE) 4/119.2 Remote Receiver Module (RRX) 7/199 Ultrasonic sensor (IMS) 7/214 Heartbeat sensor | - - - - | 5 |
| F22 | 6/33 Fuel pump | K8, 4/83 | 20 |
| F23 | 4/102 Steering Column Lock Module (SCL) | K9 | 20 |
| F25 | K6-B Relay, soldered K12 Relay, soldered 3/78 Lock unit, tailgate V70 6/8 Lock motor central locking, trunk lid/tailgate, S80 6/37 Lock motor, fuel filler cover | - - K6-B K6-B K12 | 10 |
| F26 | 4/6 Climate Control Module (CCM) 16/35 Siren Control Module (SCM) 17/13 Data link connector | - - - | 5 |
| F27 | 3/132 Start Control Module (SCU) | - | 5 |
| F28 | 4/93 Keyless Vehicle Module (KVM) 10/19 Auxiliary brake light 10/43 Right brake light 10/50 Left brake light | 3/9 3/9, 4/56 3/9, 4/56 3/9, 4/56 | 5 |

Fuses

Rear electrical center FA1-FA12

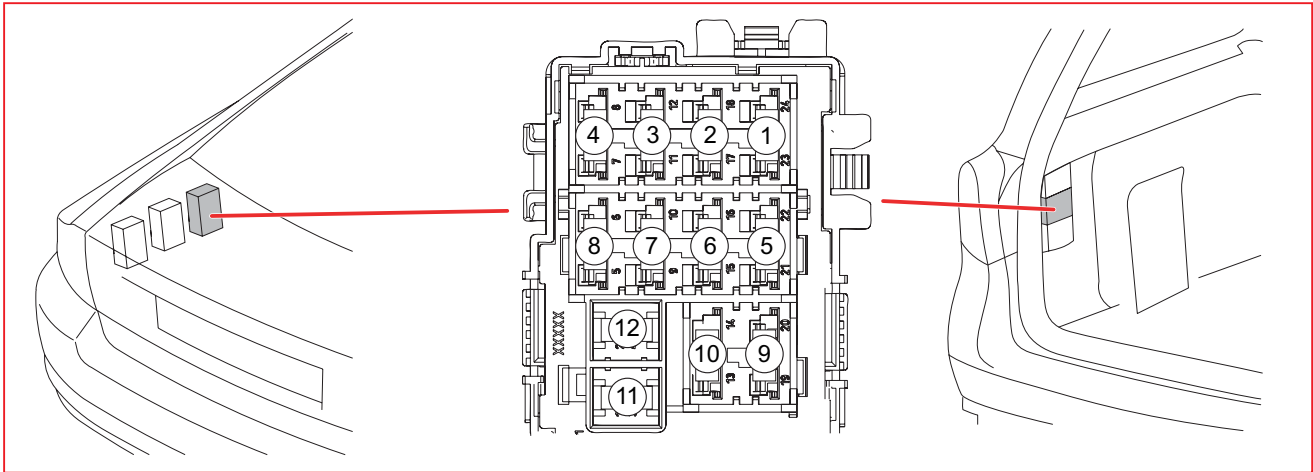


15/32 Rear electrical center

| No. | No. | Fuse function | via | A |
|------|---------|---|--------------|----|
| FA1 | 11D/A1 | 3/126 Driver Door Module (DDM) | - | 25 |
| FA2 | 11D/A2 | 3/127 Passenger Door Module (PDM) | - | 25 |
| FA3 | 11D/A3 | 3/128 Rear left Door Module (LDM) | - | 25 |
| FA4 | 11D/A4 | 3/129 Rear Right Door Module (RDM) | - | 25 |
| FA6 | 11D/A6 | 9/24 Refrigeration box 17/19 12V outlet, cargo compartment | 2/141 - | 15 |
| FA7 | 11D/A7 | 2/82 Relay, heated rear window 9/2 Rear window defroster | - 2/82 | 30 |
| FA8 | 11D/A8 | 8/59 Rear left head restraint solenoid, S80 8/60 Rear right head restraint solenoid, S80 | 2/75 2/75 | 15 |
| FA9 | 11D/A9 | 17/39 13-pin outlet, tow hitch cable harness | - | 15 |
| FA10 | 11D/A10 | 4/52 Power Seat Module (PSM) | | 25 |
| FA11 | 11D/A11 | 4/110 Trailer Module (TRM), Accessory | - | 40 |
| FA12 | 11D/A12 | 4/116 Power Operated Tailgate Module (POT), V70 | - | 30 |

Fuses

Distribution box in cargo compartment FB1-FB12

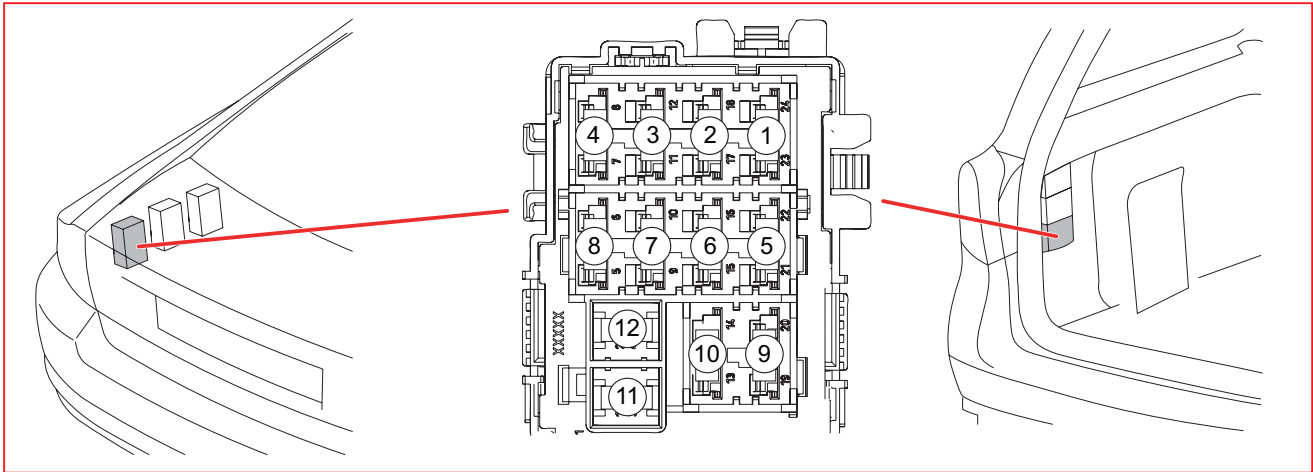


15/32 Rear electrical center

| No. | No. | Fuse function | via | A |
|------|---------|---|-------|----|
| FB1 | 11D/B1 | - | - | |
| FB2 | 11D/B2 | 4/84 Suspension Module (SUM) | - | 15 |
| FB3 | 11D/B3 | 9/12 Seat Heating Module (SHM), left | - | 15 |
| FB4 | 11D/B4 | 9/13 Seat Heating Module (SHM), right | - | 15 |
| FB5 | 11D/B5 | 9/15 Control module, rear right seat heater | - | 15 |
| FB6 | 11D/B6 | 4/82 Differential Electronic Module (DEM) | - | 10 |
| FB7 | 11D/B7 | 9/14 Control module, rear left seat heater | - | 15 |
| FB9 | 11D/B9 | 3/27 Switch unit, power passenger seat | - | 25 |
| FB10 | 11D/B10 | 4/93 Keyless Vehicle Module (KVM) | - | 20 |
| FB11 | 11D/B11 | 6/146 Lock motor, rear left brake disc | 4/115 | 30 |
| FB12 | 11D/B12 | 6/147 Lock motor, rear right brake disc | 4/115 | 30 |

Fuses

Rear electrical center FD1-FD7

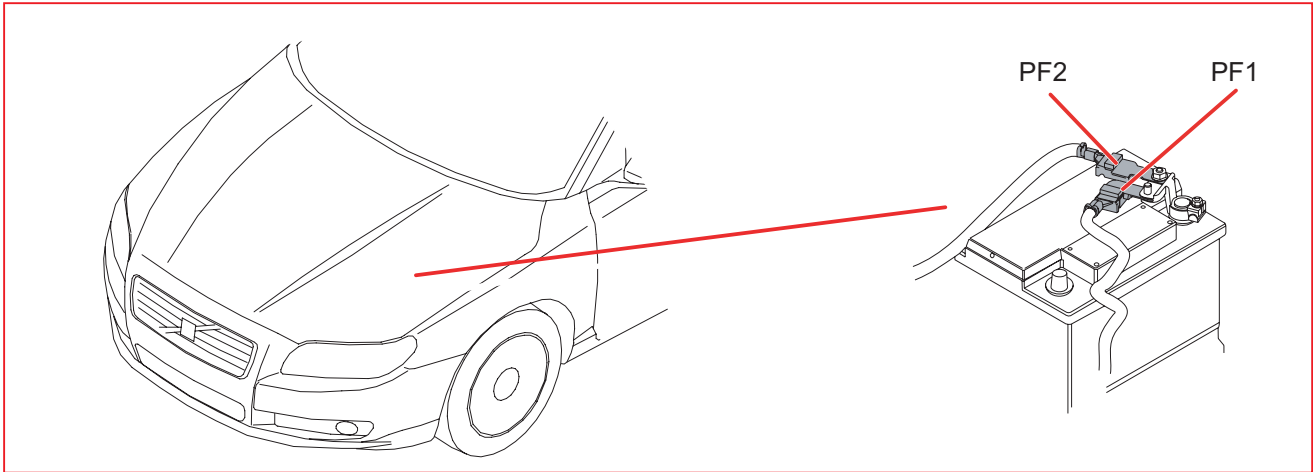


15/32 Rear electrical center

| No. | No. | Fuse function | via | A |
|-----|--------|---|--------|----|
| FD1 | 11D/D1 | 16/46 High Level Display Front module (HLDF) 16/108 Multimedia Module (MMM) | - - | 10 |
| FD3 | 11D/D3 | 16/79 Subwoofer Module (SUB), V70 | | 25 |
| FD4 | 11D/D4 | 16/145 Remote digital audio receiver (RDAR) | - | 5 |
| FD5 | 11D/D5 | 16/105 Audio module (AUD) | - | 25 |
| FD6 | 11D/D6 | 3/281 Infotainment Control Module (ICM) 16/1 Integrated Audio Module (IAM) 4/124 Accessory USB unit (AUU) | - - | 15 |
| FD7 | 11D/D7 | 16/60 Phone Module (PHM) 16/147 Bluetooth Phone Module (BPM) | - - | 5 |

Fuses

Battery PF1-PF2

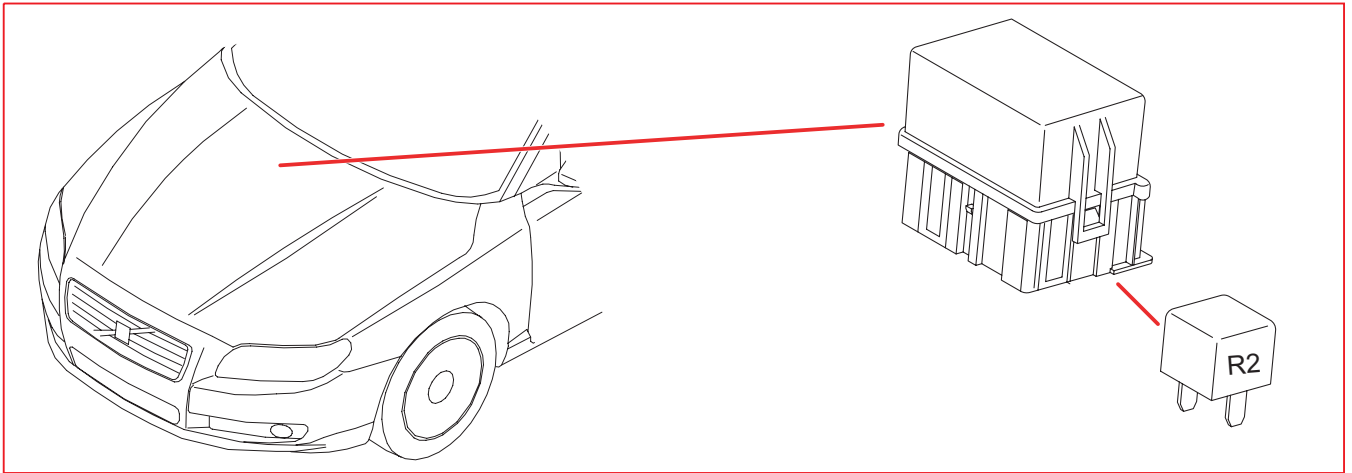


1/1 Battery

| No. | Fuse function | via | A | |
|---------------|--|--|-------|-----|
| PF1 | 11A/1-11A/7 | Fuses in the engine compartment distribution box | - | 150 |
| | 11B/8-11B/14 | Fuses in the engine compartment distribution box | - | |
| | 11B/16-11B/21 | Fuses in the engine compartment distribution box | 2/31 | |
| | 11B/22-11B/24 | Fuses in the engine compartment distribution box | - | |
| | 11B/25-11B/27 | Fuses in the engine compartment distribution box | 2/193 | |
| | 11B/28-11B/29 | Fuses in the engine compartment distribution box | - | |
| | 11B/30-11B/34 | Fuses in the engine compartment distribution box | - | |
| | 11B/35-11B/41 | Fuses in the engine compartment distribution box | 2/32 | |
| 11A/42-11A/44 | Fuses in the engine compartment distribution box | - | | |
| PF2 | 6/25 | Starter motor | - | 150 |
| | 6/26 | Alternator Control Module (ACM) | - | |

Relays

Relays in the engine compartment R2

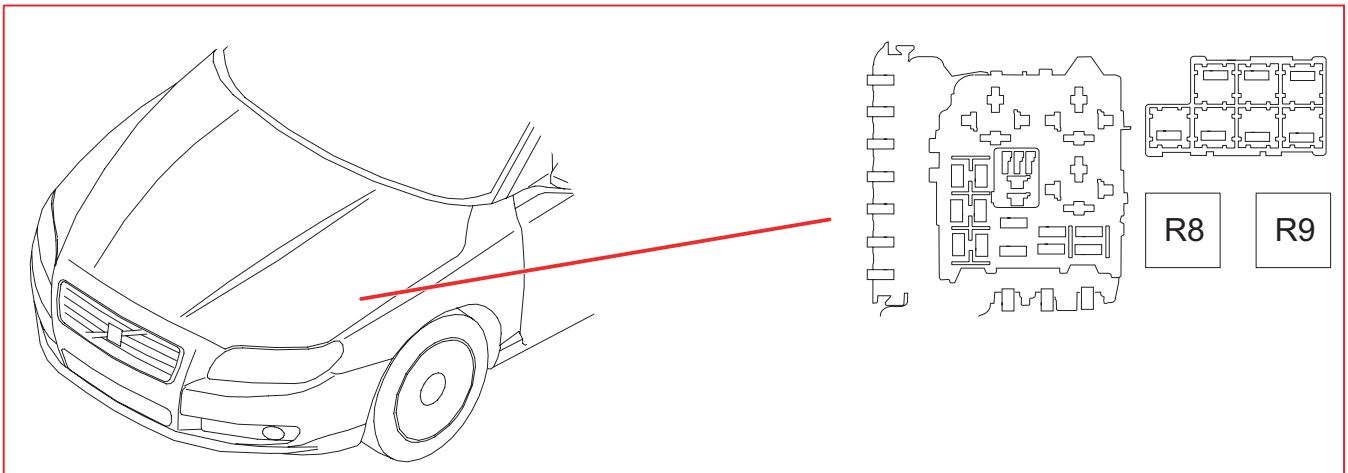


15/33 Engine compartment cold zone

| Pos | Relay function |
|-----|------------------|
| R2 | 2/17 Relay, horn |

Relays

Relays in the engine compartment R8-R9

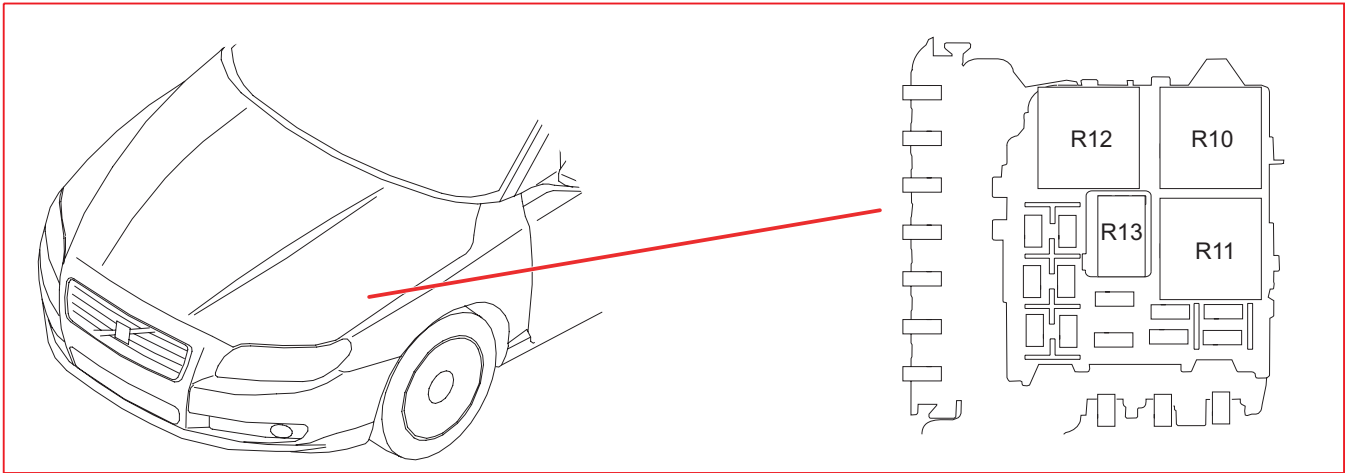


15/31 Engine compartment distribution box

| Pos | Relay function |
|-----|--------------------------------|
| R8 | 2/31 Relay, 15-feed |
| R9 | 2/193 Relay, comfort functions |

Relays

Relays in the engine compartment R10-R13

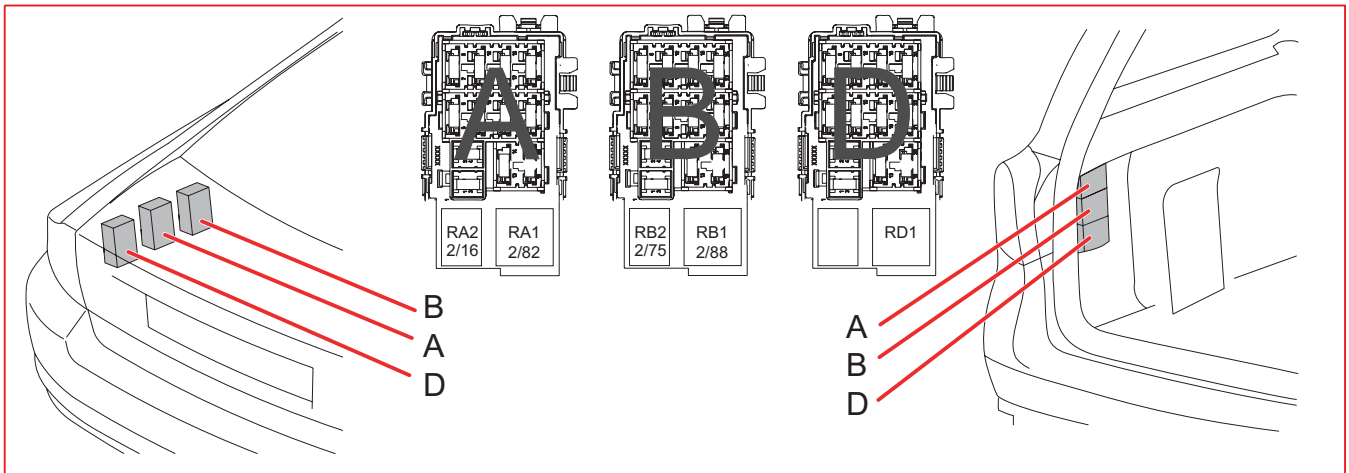


15/31 Engine compartment distribution box

| Pos | Relay function |
|-----|--|
| R10 | 2/32 Main relay, engine management system 2/14 Relay, glow plug control system, 4 Cyl. Diesel |
| R11 | 2/239 Relay, coolant pump, 8 Cyl. 2/32 Main relay, engine management system, 4 Cyl. Diesel |
| R12 | 2/35 Relay, starter motor |
| R13 | 2/22 Relay, climate control system |

Relays

Distribution box in cargo compartment RA1-RD1



15/32 Rear electrical center

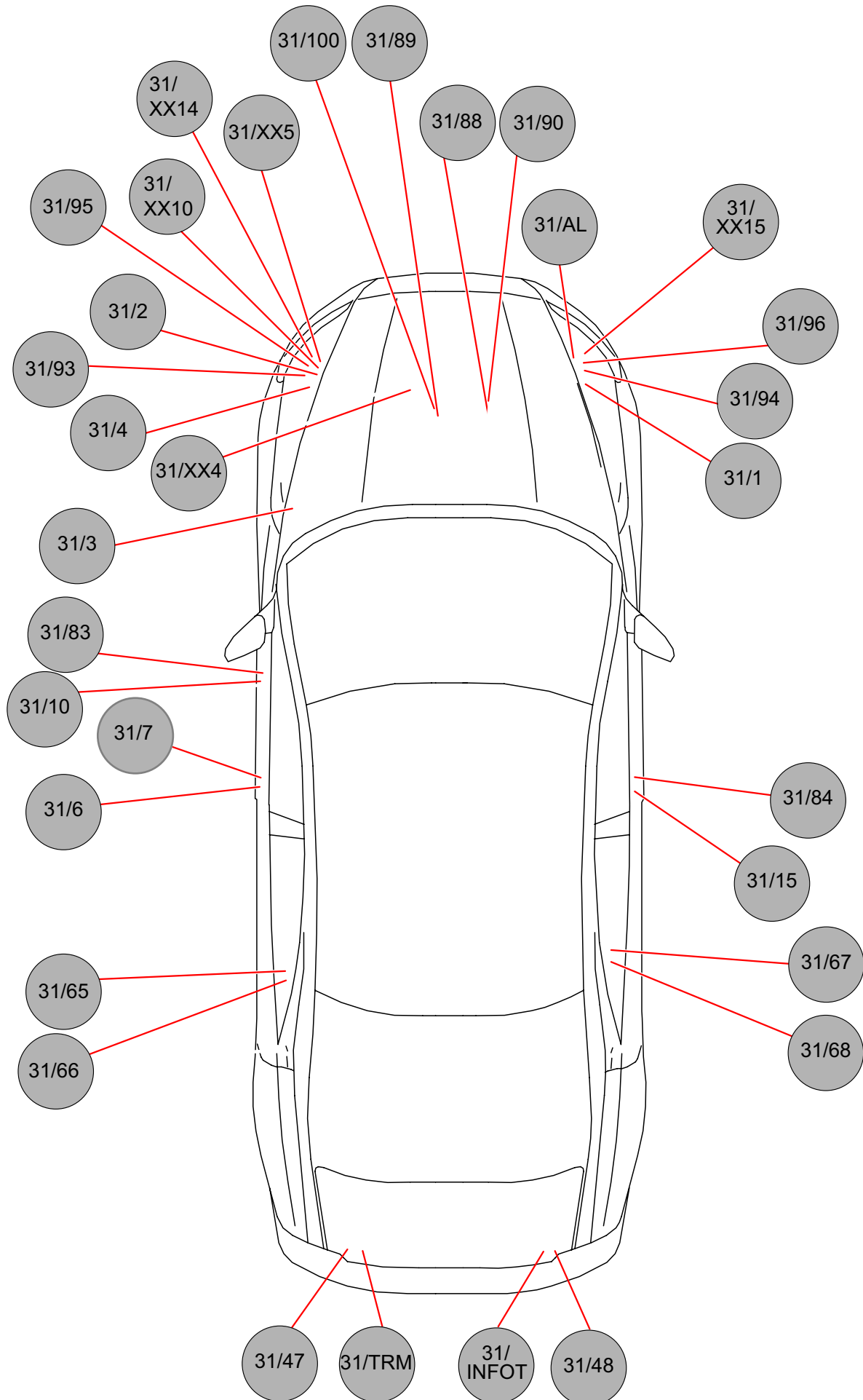
| Pos | Relay function | |
|-----|----------------|--------------------------------------|
| RA1 | 2/82 | Relay, heated rear window |
| RA2 | 2/16 | Relay, rear window wiper |
| RB1 | 2/88 | Relay, 15-feed rear |
| RB2 | 2/75 | Rear adjustable head restraint relay |
| RD1 | | Mounting |

Relays - soldered Central Electronic Module (CEM)

4/56 Central Electronic Module (CEM)

| Pos | Relay function |
|-------|-----------------------------------|
| K1 | Front fog lights |
| K2 | High beam |
| K3 | Reversing lights |
| K5-A | Washer motor |
| K5-B | Washer motor |
| K6-B | Central locking motor, trunk lid |
| K8 | Fuel pump |
| K9 | Steering Column Lock Module (SCL) |
| K10-A | Power seats, interior lighting |
| K12 | Lock motor, fuel filler cover |

Ground connections Overview



Ground connections

31/1 - 31/7

| | |
|-------------|-------------------------------|
| 31/1 | Ground connection, PTC |
| 9/42 | PTC-element |

| | |
|-------------|---------------------------------|
| 31/2 | LH wheel housing |
| 4/71 | Cooling fan control module |
| 4/71B | Twin cooling fan control module |
| 6/114 | Vacuum pump |

| | |
|-------------|----------------------|
| 31/3 | Body, battery |
| 1/1 | Battery |

| | |
|-------------|--------------------|
| 31/4 | Engine |
| 31/XX4 | Engine compartment |

| | |
|-------------|--|
| 31/6 | Bottom rail, left |
| 3/27 | Switch unit, power passenger seat, RHD |
| 3/65 | Switch, heated rear seat, LHD |
| 3/126 | Driver Door Module (DDM) |
| 3/127 | Passenger Door Module (PDM) |
| 3/128 | Rear left Door Module (LDM) |
| 3/156 | Gear Selector Module (GSM), LHD |
| 3/176 | Switch, driver's door power window, LHD |
| 3/273 | Lock contact, LH front door |
| 3/275 | Lock contact, left rear door |
| 4/52 | Power Seat Module (PSM), LHD |
| 6/36 | Lock motor, central locking, LH front door |
| 6/57 | Lock motor, central locking, LH rear door |
| 8/134 | Solenoid, reverse interlock, manual, LHD |
| 9/1 | Front 12V outlet, LHD |
| 9/12 | Seat Heating Module (SHM), driver's side, LHD |
| 9/13 | Seat Heating Module (SHM), passenger side, RHD |
| 9/25 | Rear 12V outlet, LHD |
| 10/72 | Front ashtray lighting, LHD |
| 16/45 | Navigation system portable, LHD |
| 16/109 | DVD player/control module, LHD |
| 16/111 | Rear headphone sockets, LHD |

| | |
|-------------|---|
| 31/7 | Bottom rail, left |
| 3/271 | Contact, immobilizer, clutch pedal, LHD |
| 3/284 | Diagnostic contact, brake light, LHD |
| 4/56 | Central Electronic Module (CEM), RHD |
| 7/51 | Accelerator pedal sensor, LHD |

Ground connections

31/10 - 31/15

| 31/10 Bottom rail, left | |
|--------------------------------|--|
| 3/6 | Switch, hazard warning flashers |
| 3/117 | Switch unit, ceiling light |
| 3/173 | Switch, trunk lid/tailgate private lock |
| 4/31 | Fan control module |
| 4/33 | Sunroof control module |
| 4/76 | Remote control unit for garage door opener |
| 4/102 | Steering Column Lock Module (SCL) |
| 4/119 | Signal receiver, keyless vehicle (RKE) |
| 4/119.2 | Remote Receiver Module (RRX) |
| 6/48 | Damper Motor Module (DMM), recirculation |
| 6/95 | Damper Motor Module (DMM), temperature, left side |
| 6/96 | Damper Motor Module (DMM), temperature, right side |
| 6/102 | Damper Motor Module (DMM), defroster |
| 6/103 | Damper Motor Module (DMM), floor/ventilation |
| 7/149 | Rain Sensor Module (RSM) |
| 7/159 | Air Quality Sensor (AQS) |
| 7/199 | Ultrasonic sensor |
| 8/48 | Auto-dimming rearview mirror |
| 10/19 | Auxiliary brake light, S80 |
| 10/22 | Ceiling light |
| 10/29 | Glove compartment lighting |
| 10/114 | Left-hand vanity mirror lighting |
| 10/115 | Vanity mirror lighting, right |
| 10/150 | Rear reading light |
| 17/13 | Data link connector |

| 31/15 Bottom rail, right | |
|---------------------------------|--|
| 3/27 | Switch unit, power passenger seat, LHD |
| 3/65 | Switch, heated rear seat, RHD |
| 3/126 | Driver Door Module (DDM) |
| 3/127 | Passenger Door Module (PDM) |
| 3/129 | Rear Right Door Module (RDM) |
| 3/156 | Gear Selector Module (GSM), RHD |
| 3/176 | Switch, driver's door power window, RHD |
| 3/274 | Lock contact, RH front door |
| 3/276 | Lock contact, RH rear door |
| 4/52 | Power Seat Module (PSM), RHD |
| 6/55 | Lock motor, central locking, RH front door |
| 6/56 | Lock motor, central locking, RH rear door |
| 8/134 | Solenoid, reverse interlock, manual, RHD |
| 9/1 | Front 12V outlet, RHD |
| 9/12 | Seat Heating Module (SHM), driver's side, RHD |
| 9/13 | Seat Heating Module (SHM), passenger side, LHD |
| 9/25 | Rear 12V outlet, RHD |
| 10/72 | Front ashtray lighting, RHD |
| 16/45 | Navigation system portable, RHD |
| 16/109 | DVD-player/control module S80, RHD |
| 16/111 | Rear headphone sockets, RHD |

Ground connections 31/47 - 31/66

| 31/47 Rear bumper abutment, left | |
|---|---|
| 2/16 | Rear window wiper relay, V70 |
| 3/35 | Switch, handle, trunk lid/tailgate |
| 3/78 | Lock unit, tailgate V70 |
| 4/110 | Trailer Module (TRM), S80 |
| 4/115 | Parking Brake Module (PBM) |
| 4/116 | Power Operated Tailgate Module (POT), V70 |
| 6/8 | Lock motor central locking, trunk lid/tailgate, S80 |
| 6/32 | Rear window wiper motor, V70 |
| 6/149 | Tailgate closing motor, V70 |
| 7/227A | Tailgate pinch sensor, right, V70 |
| 7/227B | Tailgate pinch sensor, left, V70 |
| 9/2 | Heated rear window, V70 |
| 10/3 | License plate lighting |
| 10/17 | Lamp housing, rear right V70 |
| 10/18 | Lamp housing, rear left |
| 10/19 | Auxiliary brake light V70 |

| 31/48 Rear bumper abutment, right | |
|--|---------------------------------|
| 2/141 | Refrigeration box relay |
| 4/86 | Parking Assistance Module (PAM) |
| 6/37 | Lock motor, fuel filler cover |
| 7/214 | Heartbeat sensor |
| 9/24 | Refrigeration box |
| 10/17 | Lamp housing, rear right |
| 17/19 | 12V outlet, cargo compartment |

| 31/65 Rear seat riser, LH side | |
|---------------------------------------|---|
| 4/82 | Differential Electronic Module (DEM) |
| 4/110 | Trailer Module (TRM), V70 |
| 4/120 | Parking Assistance Camera module (PAC) |
| 7/175 | Weight sensor passenger seat, seat belt reminder, RHD |
| 8/51 | Front left side airbag igniter |
| 8/59 | Rear left head restraint solenoid, S80 |
| 9/14 | Control module, rear left seat heater |

| 31/66 Rear seat riser, LH side | |
|---------------------------------------|--------------------------|
| 4/83 | Fuel pump control module |
| 6/33 | Fuel pump |

Ground connections

31/67 - 31/83

| 31/67 Rear seat riser, right-hand side 1 | |
|---|---|
| 4/84 | Suspension Module (SUM) |
| 4/93 | Keyless Vehicle Module (KVM) |
| 7/175 | Weight sensor passenger seat, seat belt reminder, LHD |
| 8/51 | Front left side airbag igniter, RHD |
| 8/52 | Front left side airbag igniter, LHD |
| 8/60 | Rear right head restraint solenoid, S80 |
| 9/15 | Control module, rear right seat heater |

| 31/68 Rear seat riser, RH side 2 | |
|---|---------------------------------|
| 6/35 | Fuel pump, auxiliary heater |
| 9/38 | Electrically heated fuel filter |

| 31/83 Bottom rail, left | |
|--------------------------------|--|
| 3/4 | Steering wheel switch left (SWSL) |
| 3/37 | Contact horn |
| 3/47 | Parking light contact |
| 3/111 | Light Switch Module (LSM) |
| 3/130 | Steering Wheel Module (SWM) |
| 3/131 | Steering wheel switch right (SWSR) |
| 3/132 | Start Control Module (SCU) |
| 3/272 | Parking brake contact |
| 3/281 | Infotainment Control Module (ICM) |
| 3/293 | Handsfree control panel cellular phone |
| 4/6 | Climate Control Module (CCM) |
| 4/80 | Forward Sensing Module (FSM) |
| 4/124 | Accessory USB unit (AUU) |
| 5/1 | Driver Information Module (DIM) |
| 7/10 | Interior temperature sensor |
| 9/42 | PTC-element |
| 10/1 | Lamp housing, front left |
| 10/2 | Lamp housing, front right |
| 16/1 | Integrated Audio Module (IAM) |
| 16/60 | Phone Module (PHM) |
| 16/147 | Bluetooth Phone Module (BPM) |
| 16/159 | Control module, mobile phone handsfree |
| 16/123 | Auxiliary equipment outlet (AUX) |
| 17/13 | Data link connector |

Ground connections

31/84 - 31/93

| 31/84 Bottom rail, right | |
|---------------------------------|---|
| 3/271 | Contact, immobilizer, clutch pedal, RHD |
| 3/284 | Diagnostic contact, brake light, RHD |
| 4/56 | Central Electronic Module (CEM), LHD |
| 7/51 | Accelerator pedal sensor, RHD |

| 31/88 Engine ignition coils | |
|------------------------------------|---|
| 20/3 | Spark plug with ignition coil, 6 Cyl. without Turbo |
| 20/4 | Spark plug with ignition coil, 5 Cyl. Turbo, 6 Cyl. without Turbo |
| 20/5 | Spark plug with ignition coil, 6 Cyl. Turbo |
| 20/6 | Spark plug with ignition coil, 6 Cyl. Turbo |
| 20/3 | Spark plug with ignition coil, 8 Cyl. |
| 20/5 | Spark plug with ignition coil, 8 Cyl. |

| 31/89 Engine ignition coils | |
|------------------------------------|---|
| 20/5 | Spark plug with ignition coil, 5 Cyl. Turbo |
| 20/6 | Spark plug with ignition coil, 5 Cyl. Turbo |
| 20/7 | Spark plug with ignition coil, 5 Cyl. Turbo |
| 20/5 | Spark plug with ignition coil, 6 Cyl. without Turbo |
| 20/6 | Spark plug with ignition coil, 6 Cyl. without Turbo |
| 20/7 | Spark plug with ignition coil, 6 Cyl. |
| 20/8 | Spark plug with ignition coil, 6 Cyl. |
| 20/16 | Capacitor, 6 Cyl. without Turbo |
| 20/7 | Spark plug with ignition coil, 8 Cyl. |
| 20/12 | Spark plug with ignition coil, 8 Cyl. |

| 31/90 Engine ignition coils | |
|------------------------------------|---|
| 20/3-4 | Spark plug with ignition coil, 6 Cyl. Turbo |
| 20/4 | Spark plug with ignition coil 8 Cyl. |
| 20/6 | Spark plug with ignition coil 8 Cyl. |
| 20/16 | Capacitor, 6 Cyl. Turbo |

| 31/93 LH wheel housing 2 | |
|---------------------------------|--|
| 5/1 | Driver Information Module (DIM) |
| 7/5 | Washer fluid level sensor |
| 9/43 | Heated windshield washer nozzle, left |
| 9/44 | Heated windshield washer nozzle, right |
| 10/1 | Lamp housing, front left |
| 10/5 | Fog light, front left |

Ground connections

31/94 - 31/XX10

| 31/94 RH wheel housing 2 | |
|---------------------------------|--------------------------------------|
| 6/104 | High pressure headlight washer motor |
| 10/2 | Lamp housing, front right |
| 10/6 | Fog light, front right |
| 16/10 | Horn 1 |
| 16/11 | Horn 2 |

| 31/95 LH wheel housing 3 | |
|---------------------------------|--|
| 4/56 | Central Electronic Module (CEM), RHD |
| 4/99 | Electronic power steering control module |
| 4/118 | Headlamp Control Module (HCM) |
| 7/4 | Brake fluid level sensor |
| 16/35 | Siren Control Module (SCM) |

| 31/96 RH wheel housing 3 | |
|---------------------------------|--------------------------------------|
| 3/62 | Hood alarm contact |
| 4/56 | Central Electronic Module (CEM), LHD |
| 7/73 | Coolant level sensor |
| 7/203 | Forward-aimed radar (FLR) |

| 31/100 Engine ignition coils | |
|-------------------------------------|--------------------------------------|
| 20/8 | Spark plug with ignition coil 8 Cyl. |
| 20/13 | Spark plug with ignition coil 8 Cyl. |

| 31/XX4 Engine - Body | |
|-----------------------------|-------------------|
| 31/4 | Ground connection |

| 31/XX5 Ground connection, ECM | |
|--------------------------------------|-----------------------------|
| 4/46 | Engine Control Module (ECM) |

| 31/XX10 LH wheel housing 1 | |
|-----------------------------------|---|
| 3/10 | Reversing light contact |
| 3/282 | Switch indication 1st gear, 5 Cyl. Diesel |
| 4/28 | Transmission Control Module (TCM) |
| 4/46 | Engine Control Module (ECM), 4 Cyl. |
| 6/73 | Coolant pump, auxiliary heater, 8 Cyl. |
| 6/139 | Upper actuating motor, intake manifold |
| 6/140 | Lower actuating motor, intake manifold |
| 9/32 | PTC resistor, crankcase ventilation, 5 Cyl. Diesel |
| 9/47 | PTC resistor crankcase ventilation in hose, 5 Cyl. Diesel |

Ground connections

31/XX14 - 31/AL

| 31/XX14 LH wheel housing 3 (ABS) | |
|---|----------------------------|
| 4/16 | Brake Control Module (BCM) |

| 31/XX15 RH wheel housing | |
|---------------------------------|-----------------------------------|
| 6/1 | Wiper Motor Module (WMM) |
| 4/7 | Combustion Preheater Module (CPM) |

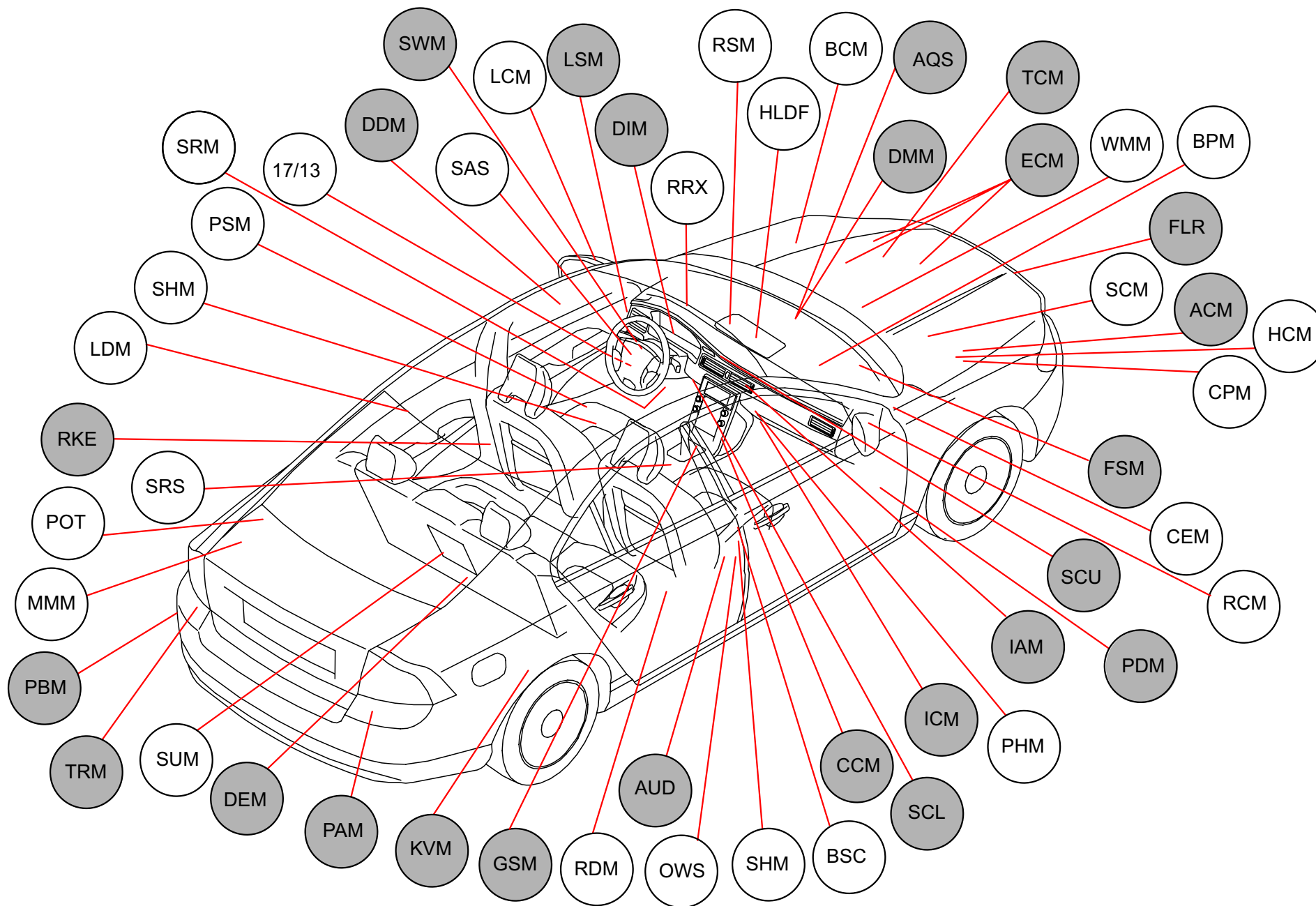
| 31/TRM Accessory | |
|-------------------------|--|
| 17/37 | 4-pin outlet, tow hitch cable harness |
| 17/38 | 7-pin outlet, tow hitch cable harness |
| 17/39 | 13-pin outlet, tow hitch cable harness |

| 31/INFOT Infotainment | |
|------------------------------|--|
| 16/46 | High Level Display Front module (HLDF) |
| 16/79 | Subwoofer Module (SUB), V70 |
| 16/105 | Audio module (AUD) |
| 16/108 | Multimedia Module (MMM) |
| 16/145 | Remote digital audio receiver (RDAR) |

| 31/AL Auxiliary lights | |
|-------------------------------|------------------------------|
| 10/65 | Auxiliary light, front right |
| 10/69 | Auxiliary light, front left |

Control modules

Overview of locations

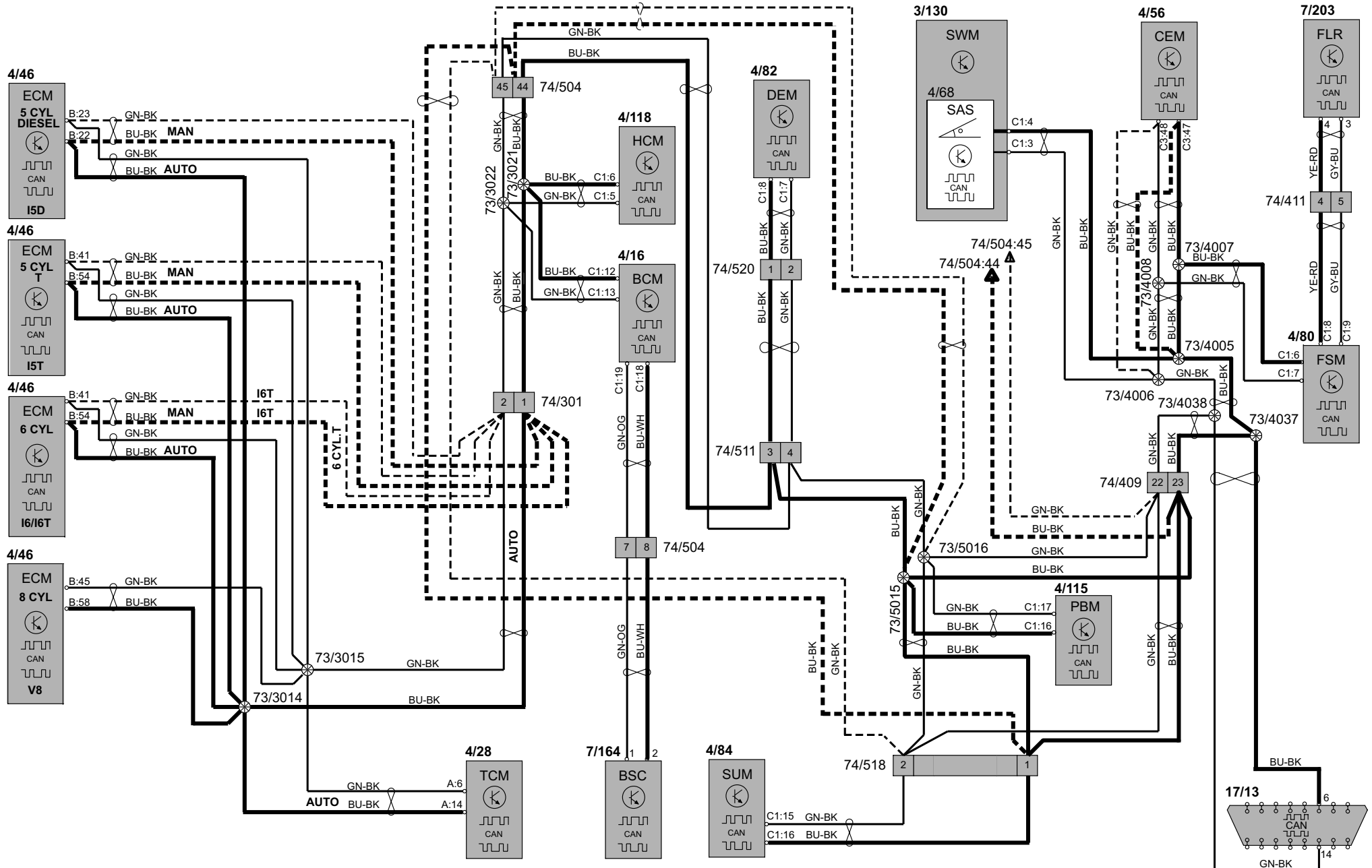


Control modules Overview designations

| Unit | Designation | | Unit | Designation | |
|-------------|--------------------|--|--------------|--------------------|--|
| ACM | 6/26 | Alternator Control Module (ACM) | PAM | 4/86 | Parking Assistance Module (PAM) |
| AQS | 7/159 | Air Quality Sensor (AQS) | PBM | 4/115 | Parking Brake Module (PBM) |
| AUD | 16/105 | Audio Module (AUD) | PDM | 3/127 | Passenger Door Module (PDM) |
| BCM | 4/16 | Brake Control Module (BCM) | PHM | 16/60 | Phone Module (PHM) |
| BPM | 16/147 | Bluetooth Phone Module (BPM) | POT | 4/116 | Power Operated Tailgate Module (POT) |
| BSC | 7/164 | Body Sensor Cluster Stability Sensor (BSC) | PSM | 4/52 | Power Seat Module (PSM) |
| CCM | 4/6 | Climate Control Module (CCM) | RCM | 27/4 | Right Camera Module (RCM) |
| CEM | 4/56 | Central Electronic Module (CEM) | RDM | 3/129 | Rear Right Door Module (RDM) |
| CPM | 4/7 | Combustion Preheater Module (CPM) | RKE | 4/119 | Signal receiver, keyless vehicle (RKE) |
| DDM | 3/126 | Driver Door Module (DDM) | RRX | 4/119.2 | Remote Receiver Module (RRX) |
| DEM | 4/82 | Differential Electronic Module (DEM) | RSM | 7/149 | Rain Sensor Module (RSM) |
| DIM | 5/1 | Driver Information Module (DIM) | SAS | 4/68 | Steering Wheel Angle Sensor Module (SAS) |
| DMM | | Damper Motor Module (DMM) | SCL | 4/102 | Steering Column Lock Module (SCL) |
| ECM | 4/46 | Engine Control Module (ECM) | SCM | 16/35 | Siren Control Module (SCM) |
| FLR | 7/203 | Forward-aimed radar (FLR) | SCU | 3/132 | Start Control Module (SCU) |
| FSM | 4/80 | Forward Sensing Module (FSM) | SHM | 9/12 | Seat Heating Module (SHM), driver's side |
| GSM | 3/156 | Gear Selector Module (GSM) | SRM | 4/33 | Sunroof Module (SRM) |
| HCM | 4/118 | Headlamp Control Module (HCM) | SRS | 4/9 | Supplemental Restraint System Module (SRS) |
| HLDF | 16/46 | High Level Display Front module (HLDF) | SUM | 4/84 | Suspension Module (SUM) |
| IAM | 16/1 | Integrated Audio Module (IAM) | SWM | 3/130 | Steering Wheel Module (SWM) |
| ICM | 3/281 | Infotainment Control Module (ICM) | TCM | 4/28 | Transmission Control Module (TCM) |
| KVM | 4/93 | Keyless Vehicle Module (KVM) | TMC | 16/49 | Traffic Message Channel module (TMC) |
| LCM | 27/3 | Left Camera Module (LCM) | TRM | 4/110 | Trailer Module (TRM) |
| LDM | 3/128 | Rear left Door Module (LDM) | WMM | 6/1 | Wiper Motor Module (WMM) |
| LSM | 3/111 | Light Switch Module (LSM) | 4/31 | 4/31 | Fan control module |
| MMM | 16/108 | Multimedia Module (MMM) | 4/71 | 4/71 | Cooling fan control module |
| OWS | 7/93 | Occupant Weight Sensor (OWS) | 17/13 | 17/13 | Data link connector |

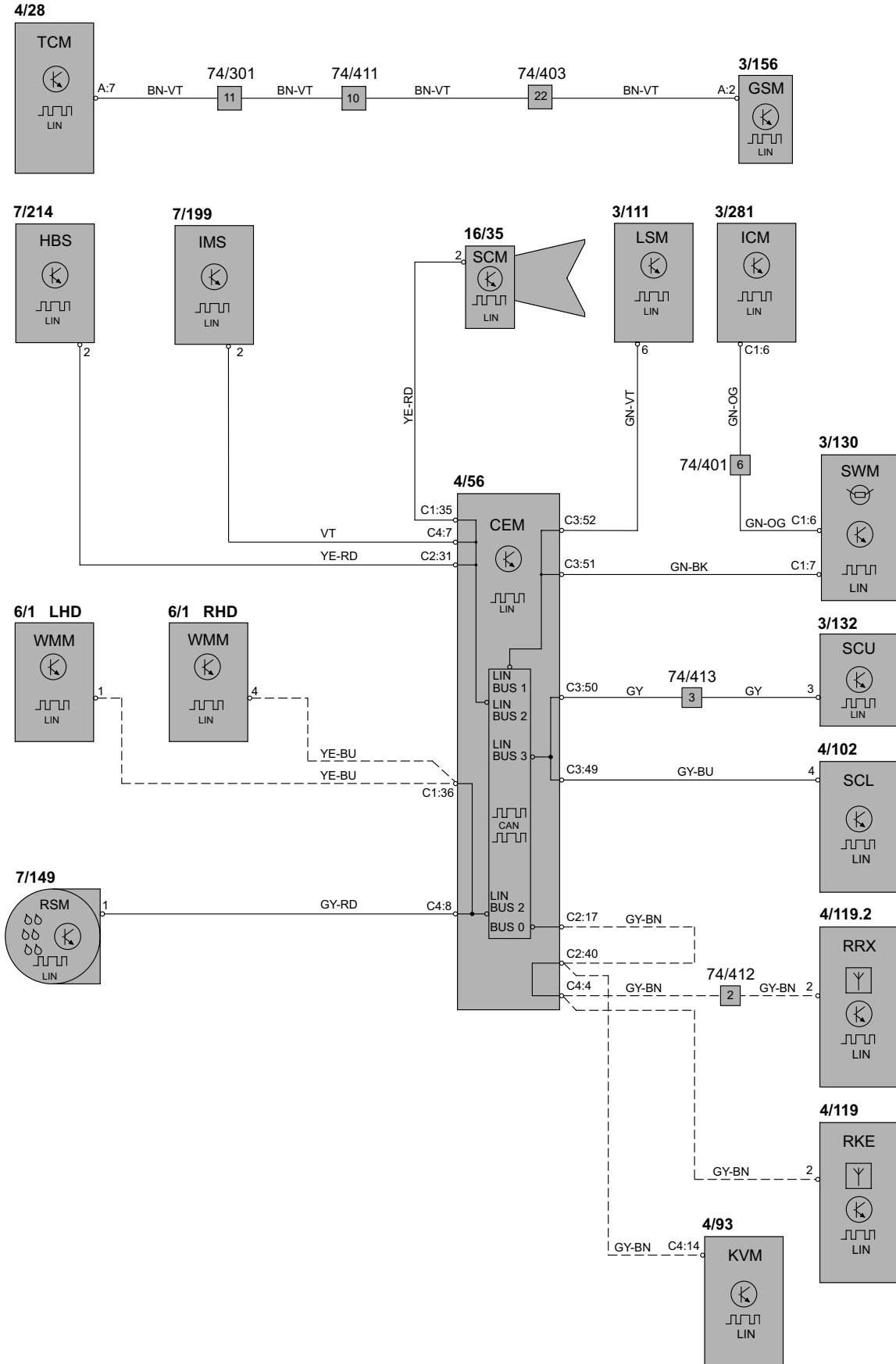
Control modules

Data communication high speed CAN



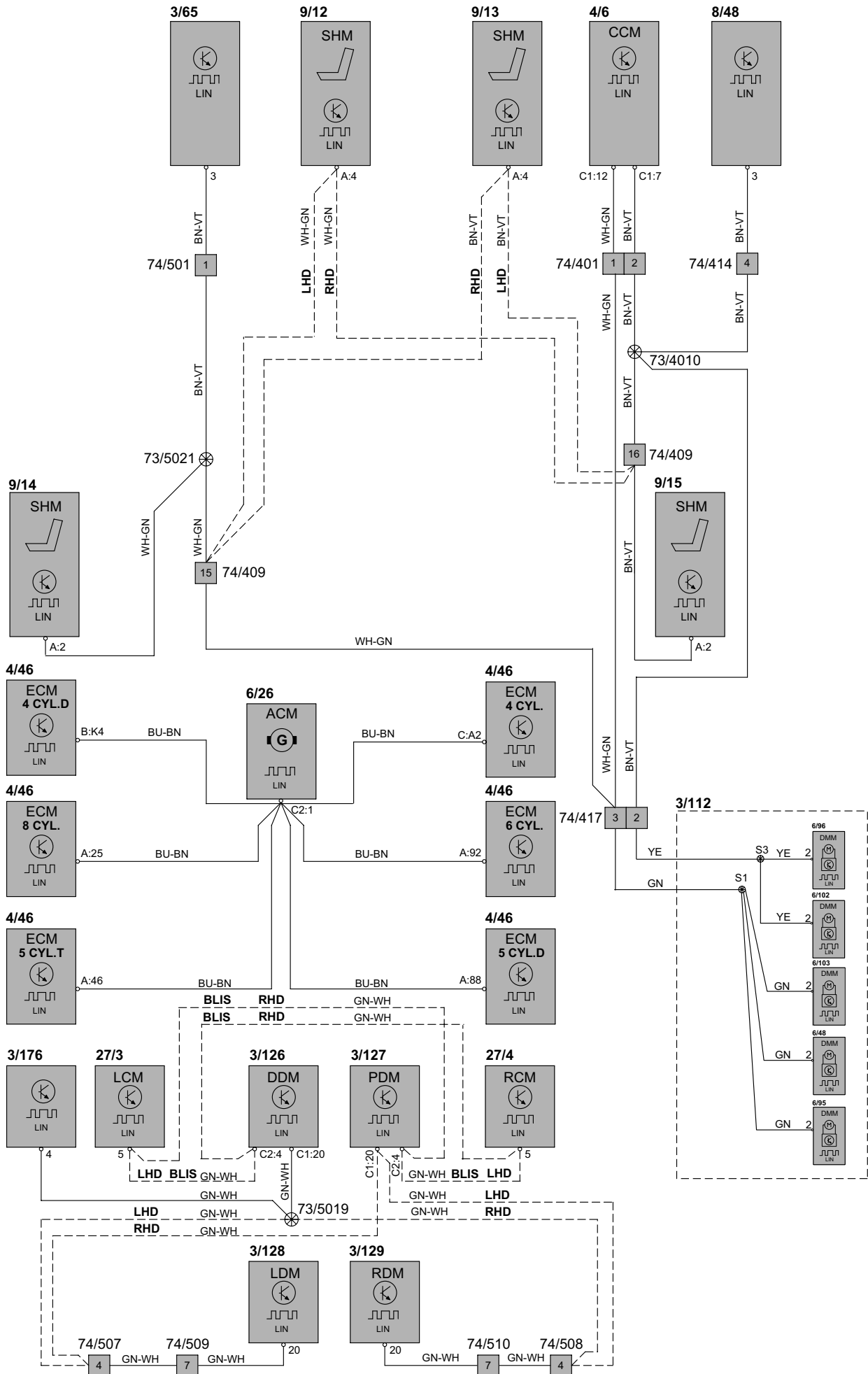
Control modules

Data communication LIN 1:2



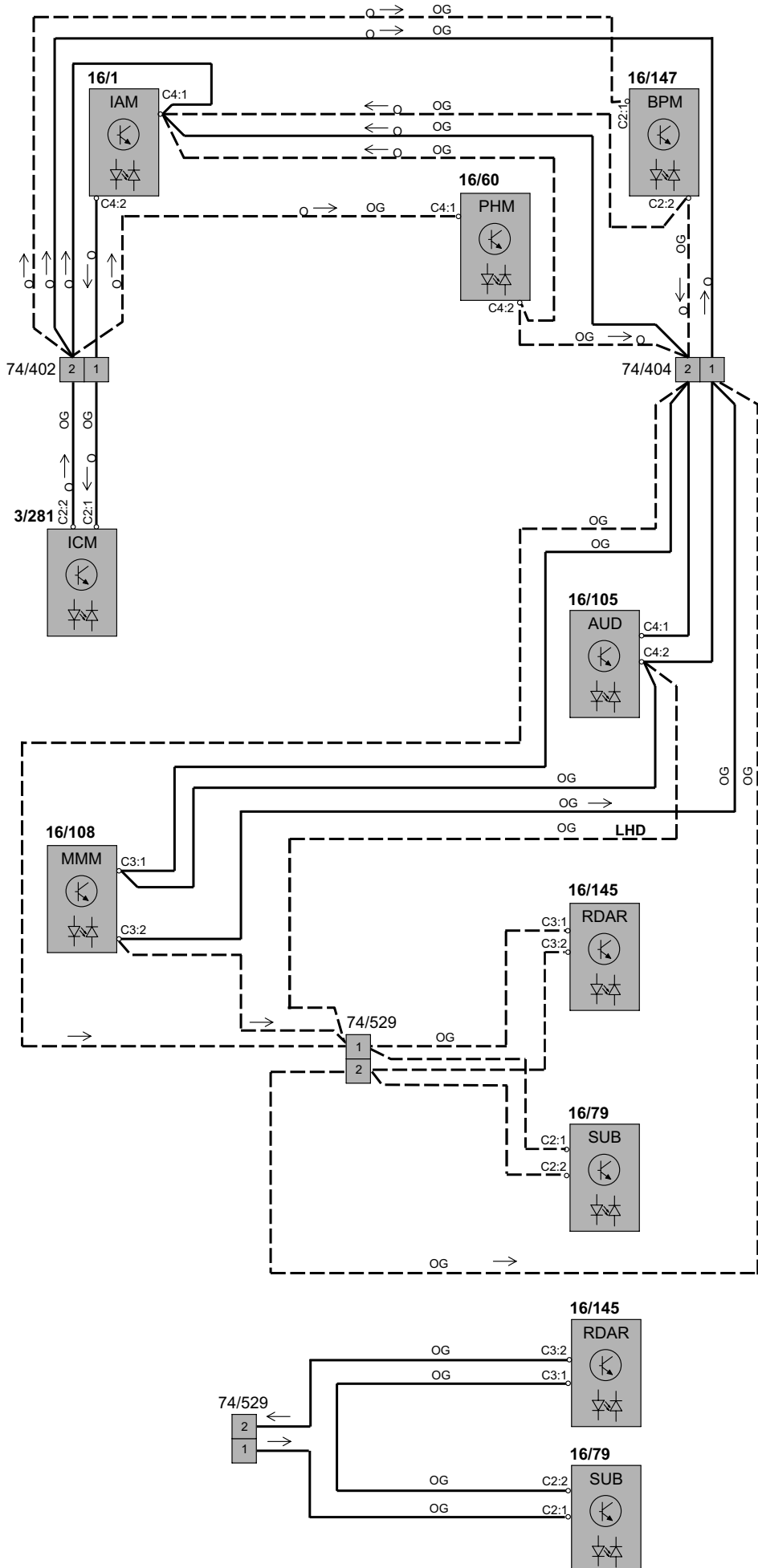
Control modules

Data communication LIN 2:2



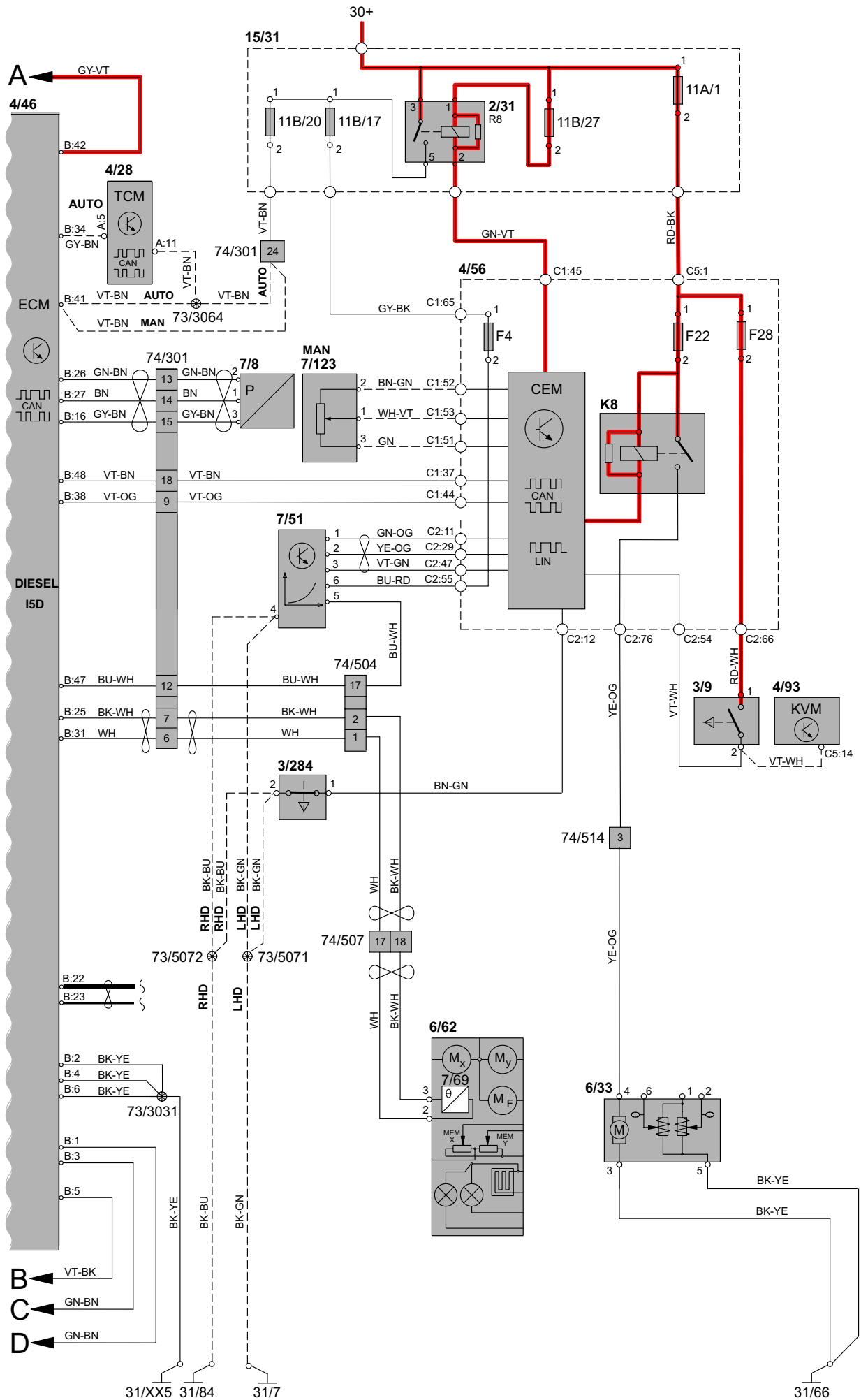
Control modules

Data communication MOST



Group 23 Fuel system

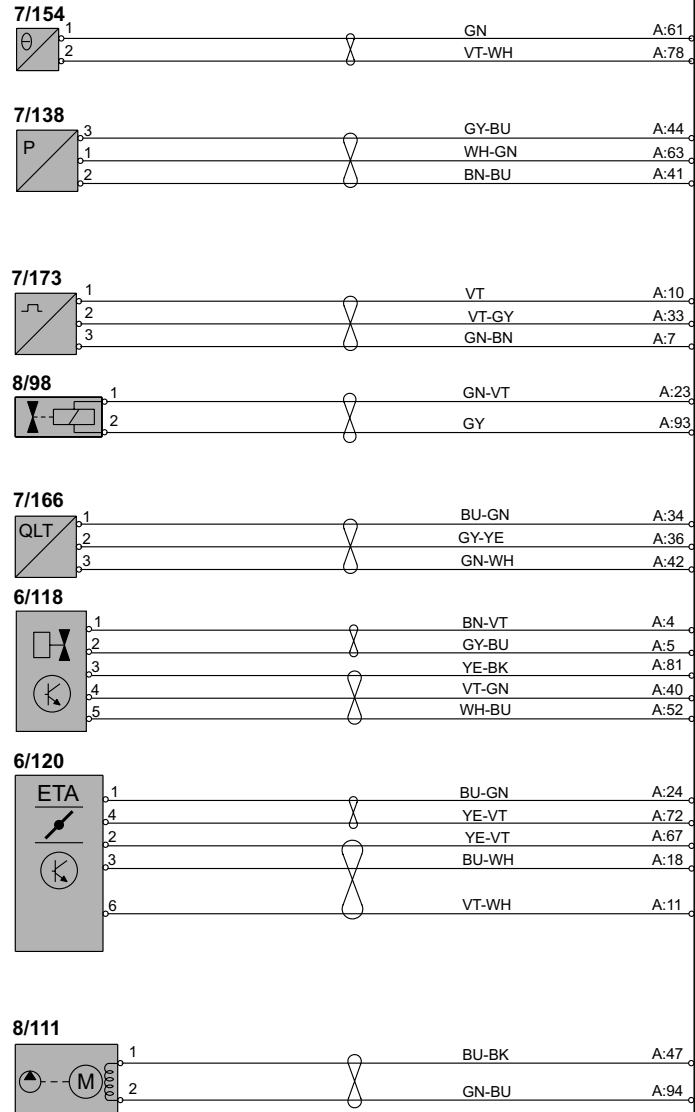
Engine management system, 5 Cyl. Diesel 2:3



Group 23 Fuel system

Engine management system, 5 Cyl. Diesel 3:3

4/46



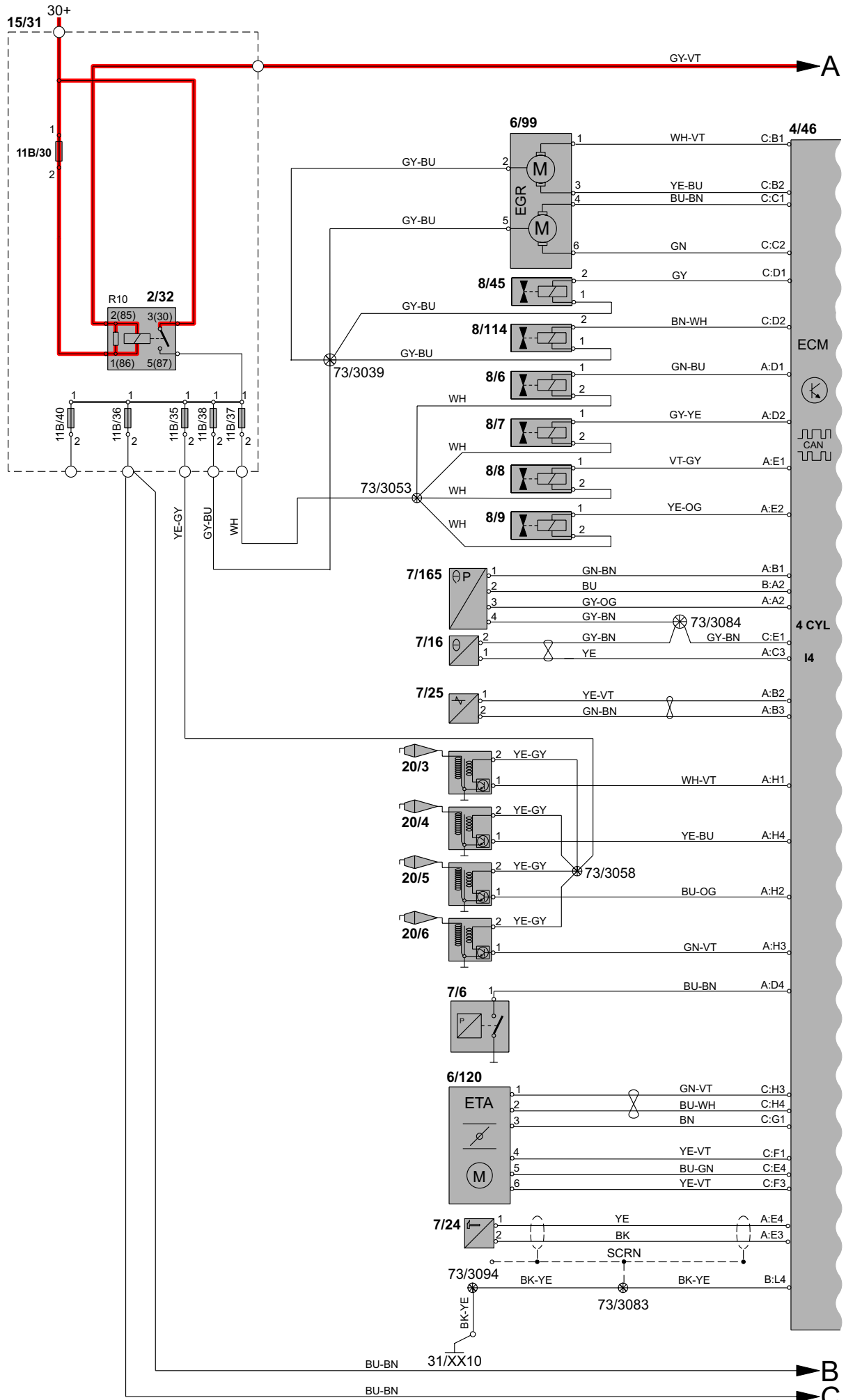
ECM



DIESEL I5D

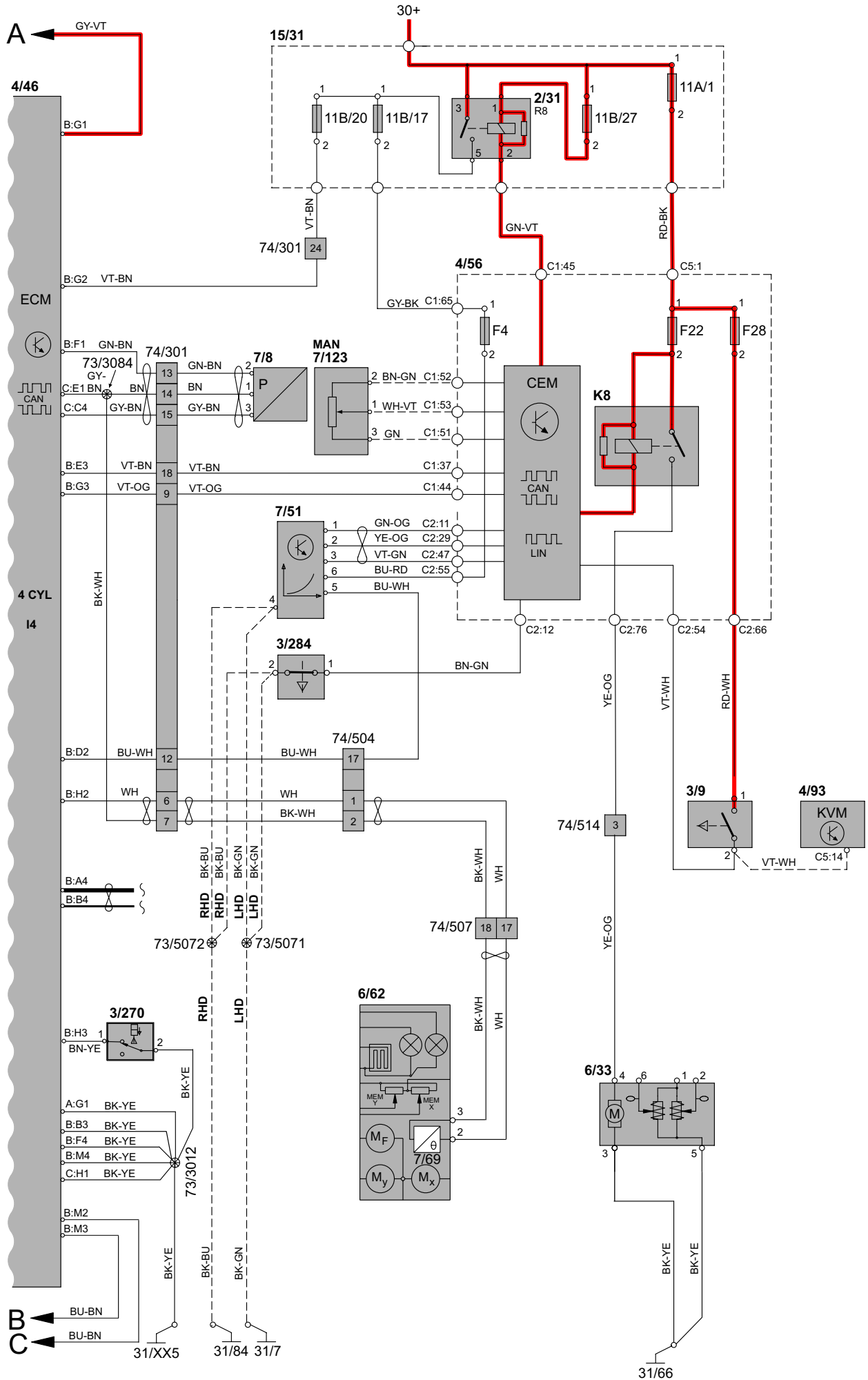
Group 23 Fuel system

Engine management system, 4 Cyl. 1:2



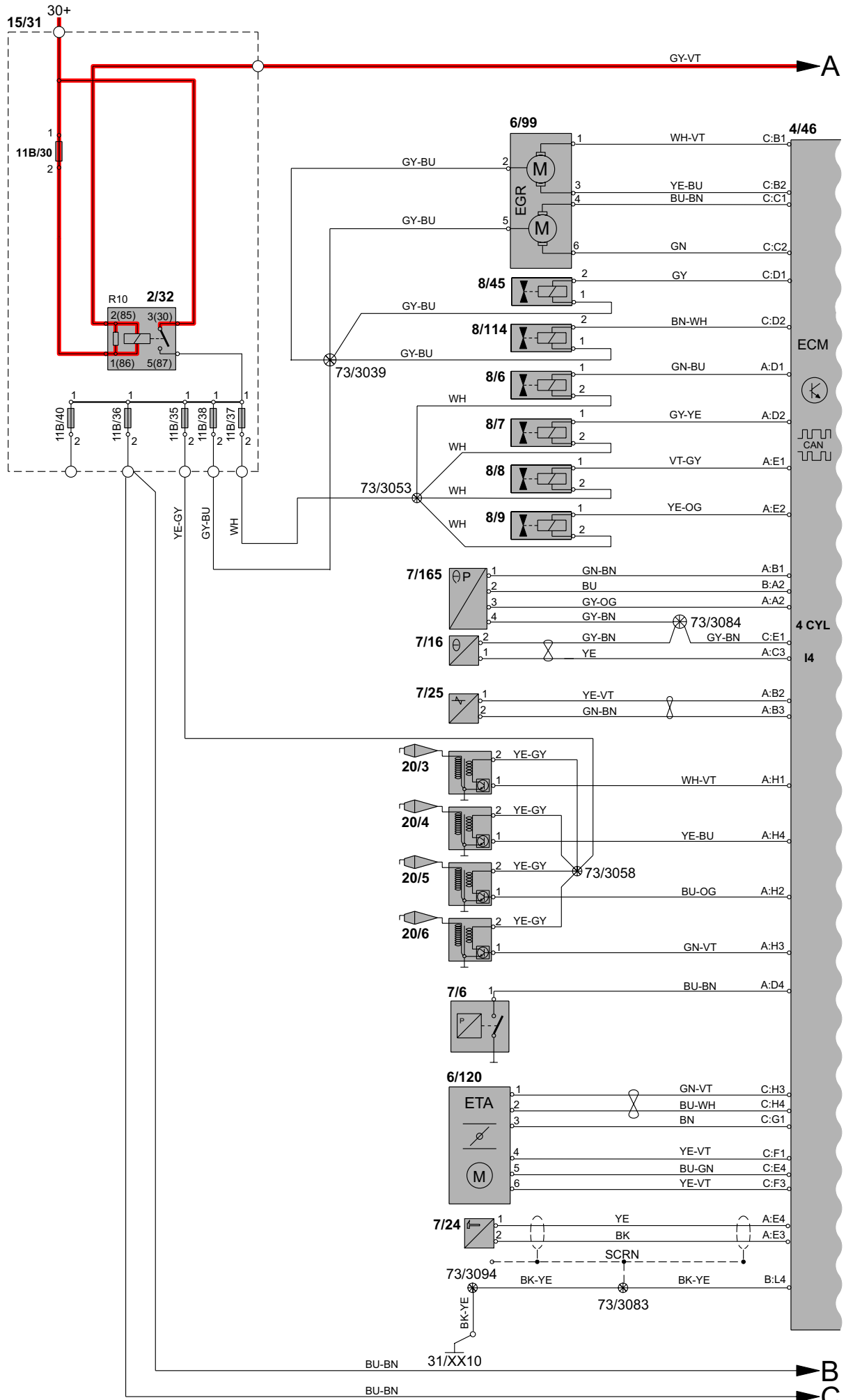
Group 23 Fuel system

Engine management system, 4 Cyl. 2:2



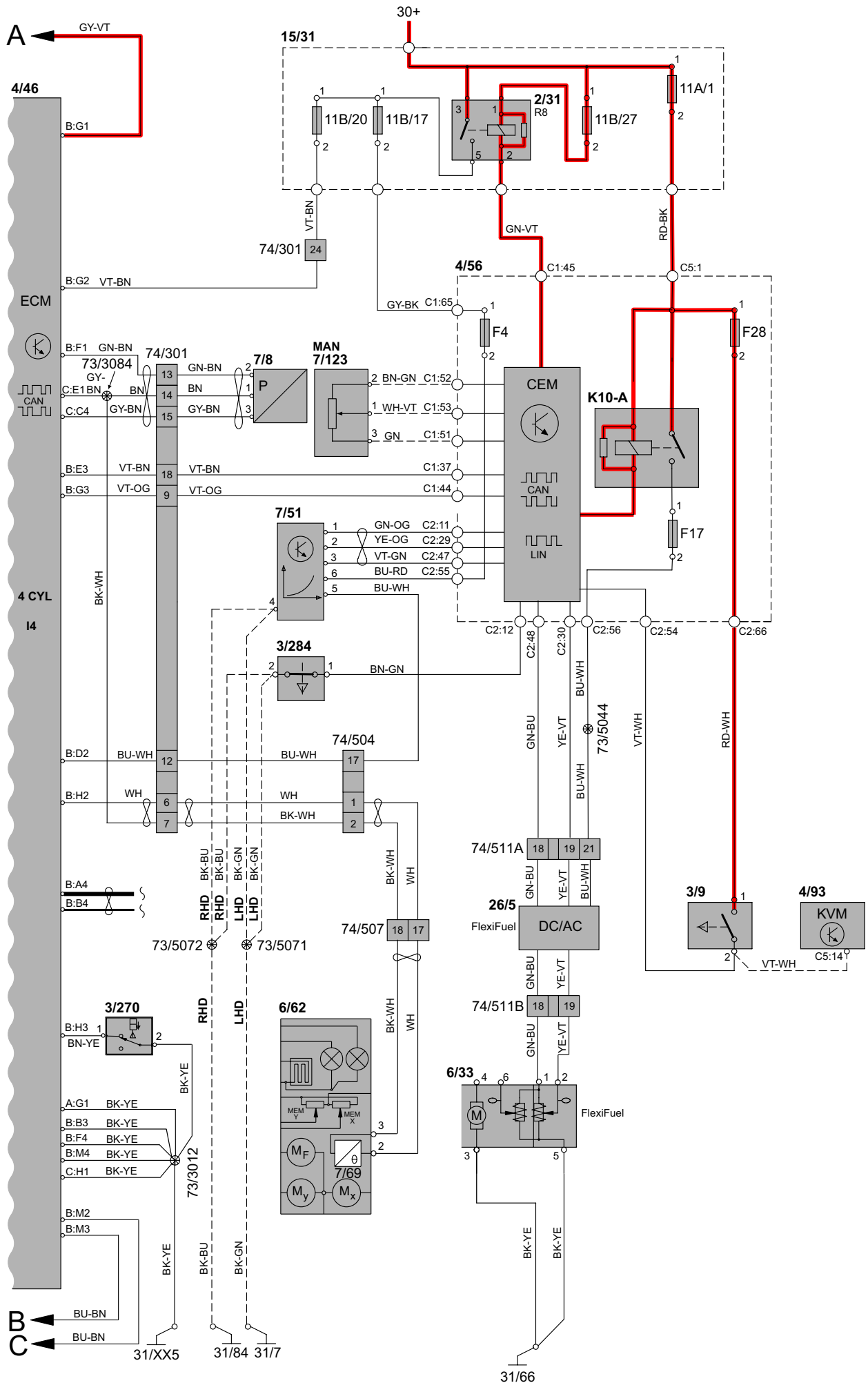
Group 23 Fuel system

Engine management system, 4 Cyl. Flexifuel 1:2



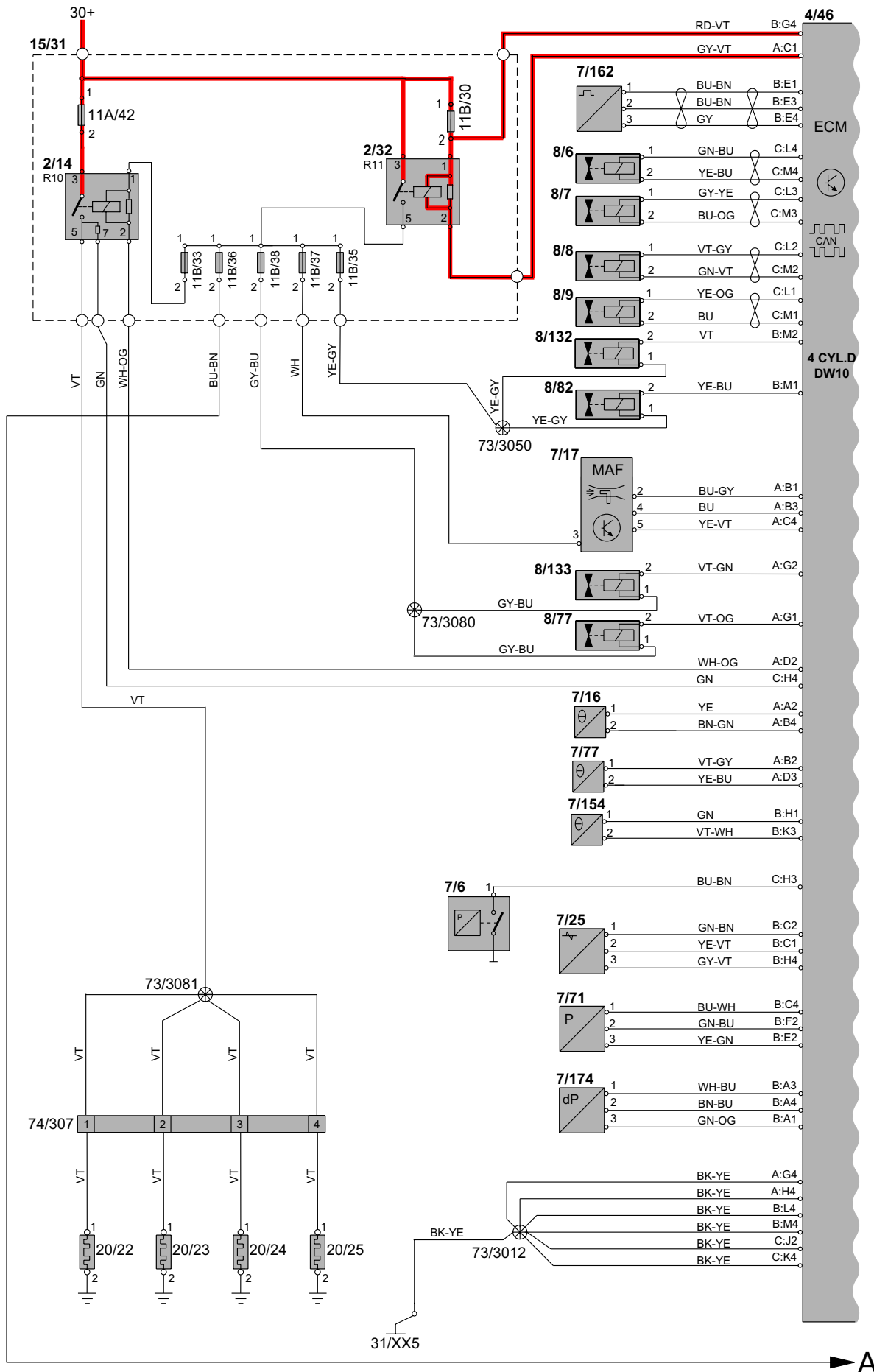
Group 23 Fuel system

Engine management system, 4 Cyl. Flexifuel 2:2



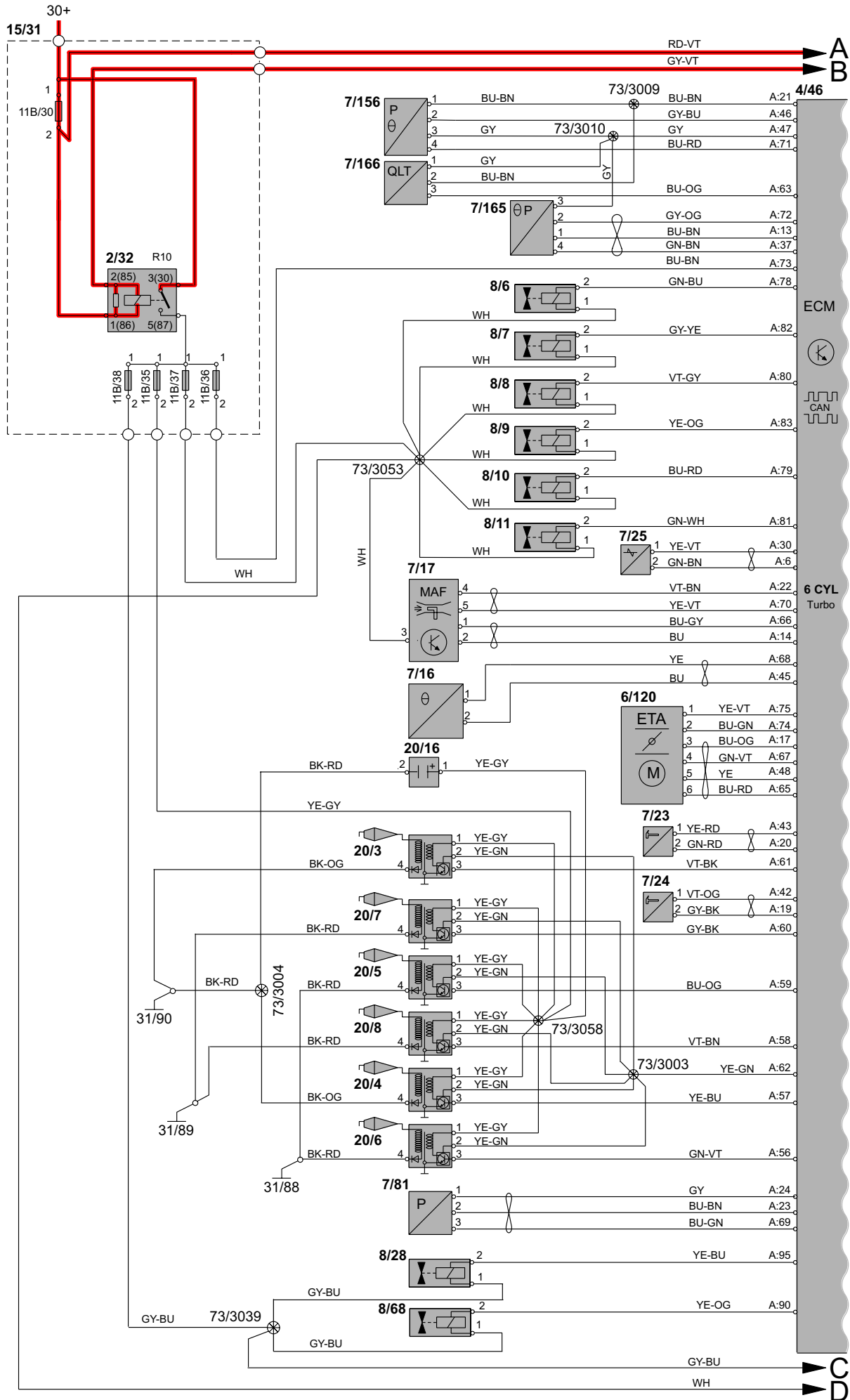
Group 23 Fuel system

Engine management system, 4 Cyl. Diesel 1:2



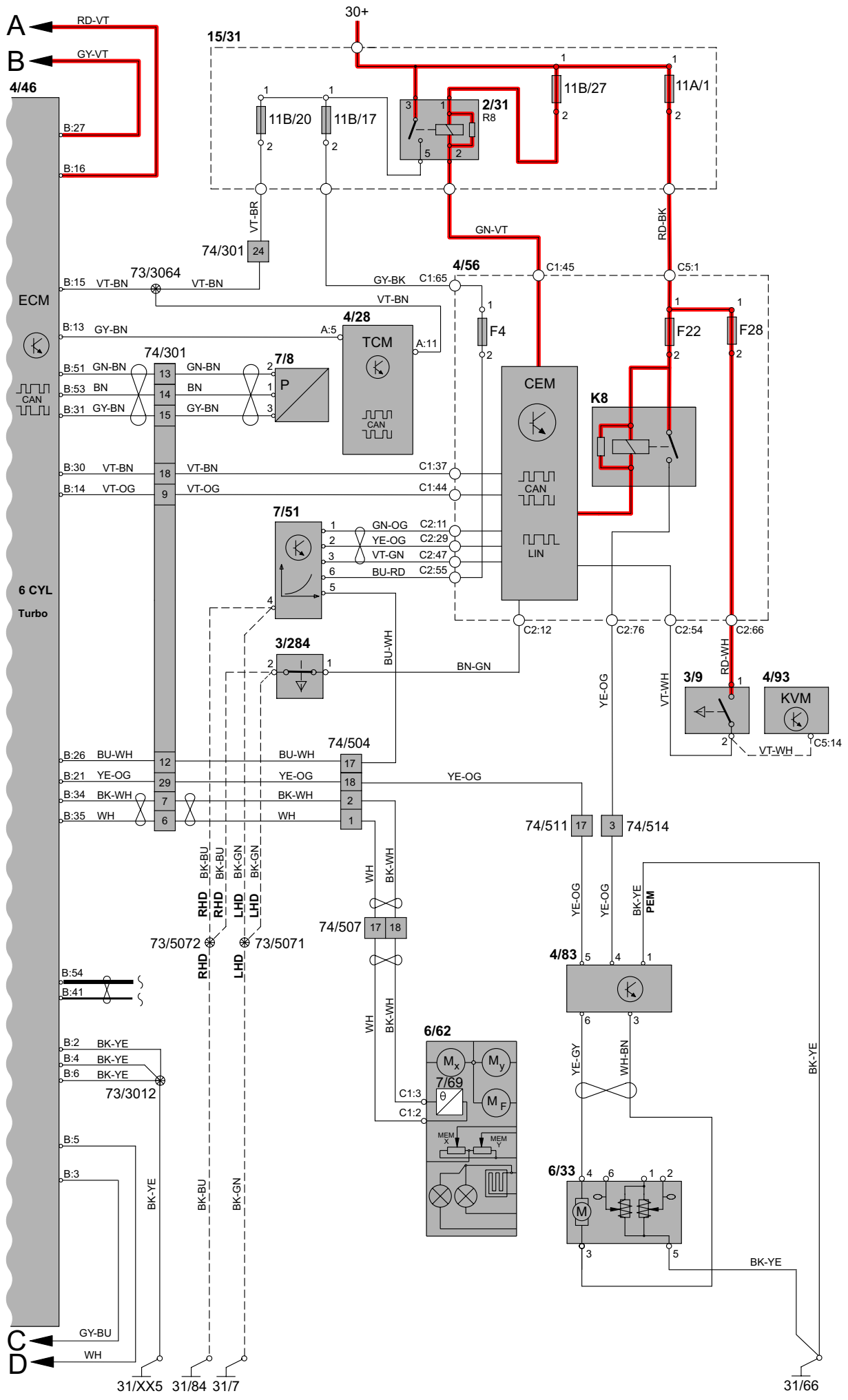
Group 23 Fuel system

Engine management system, 6 Cyl. Turbo 1:2



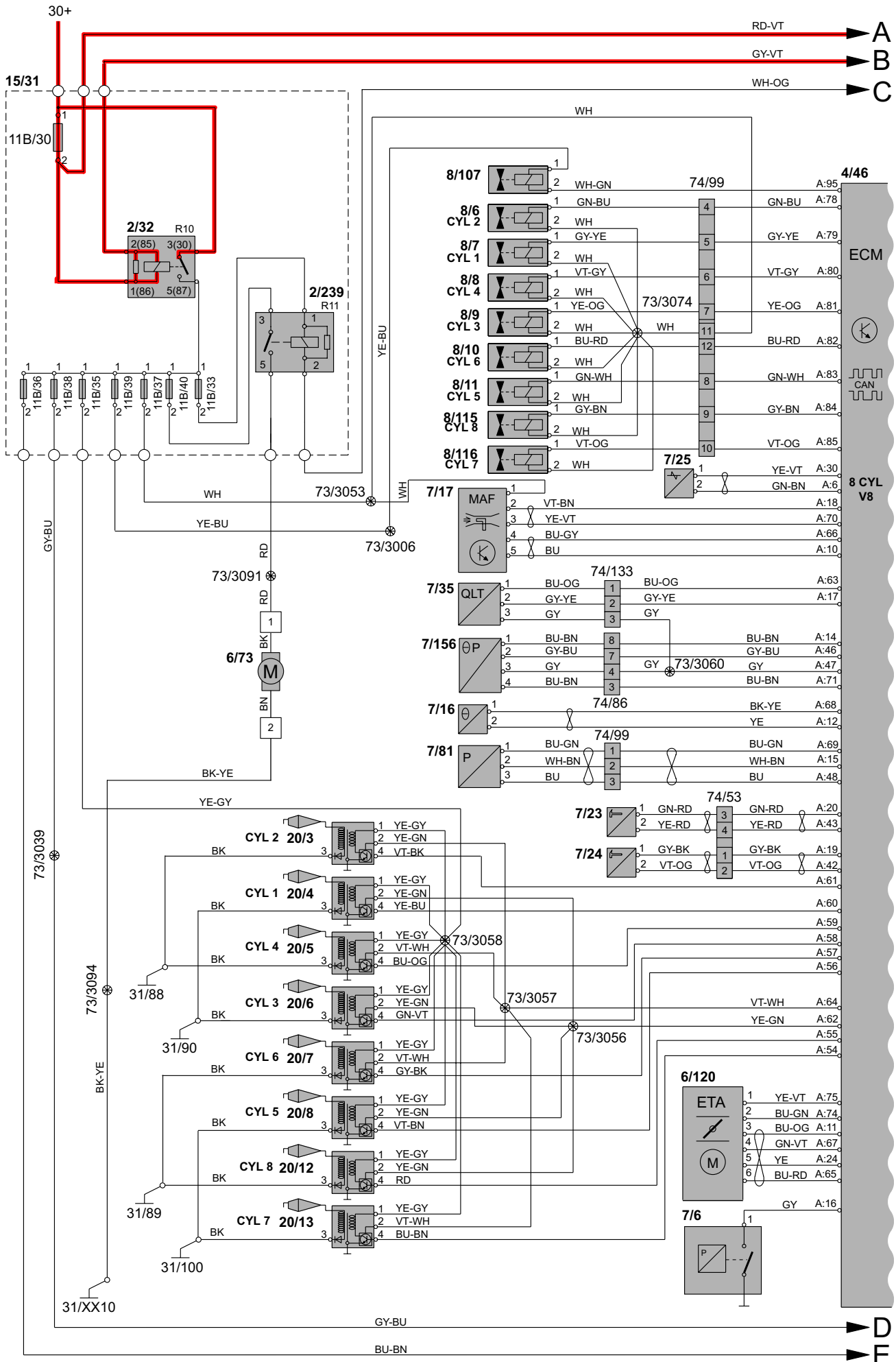
Group 23 Fuel system

Engine management system, 6 Cyl. Turbo 2:2

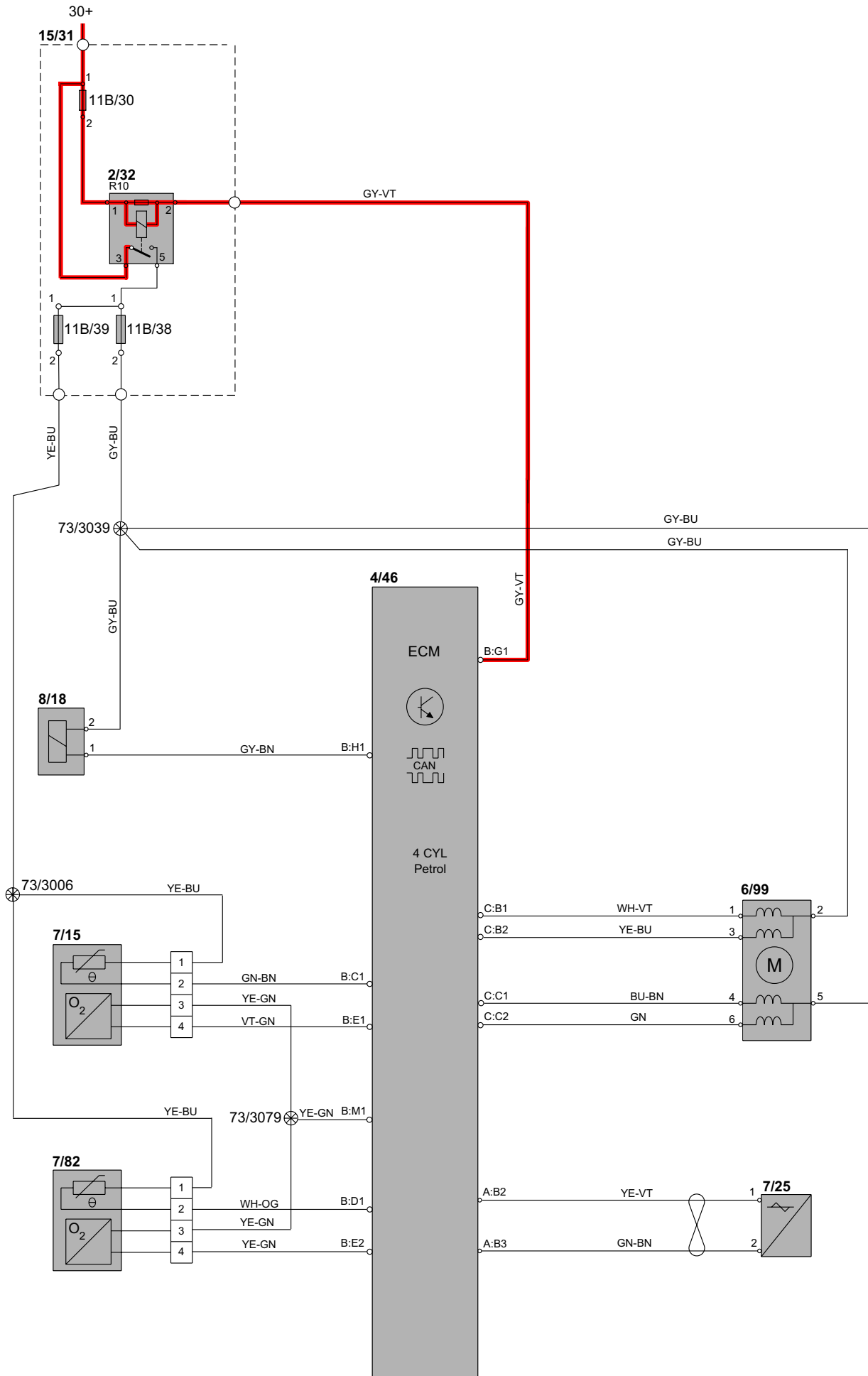


Group 23 Fuel system

Engine management system, 8 Cyl. 1:2

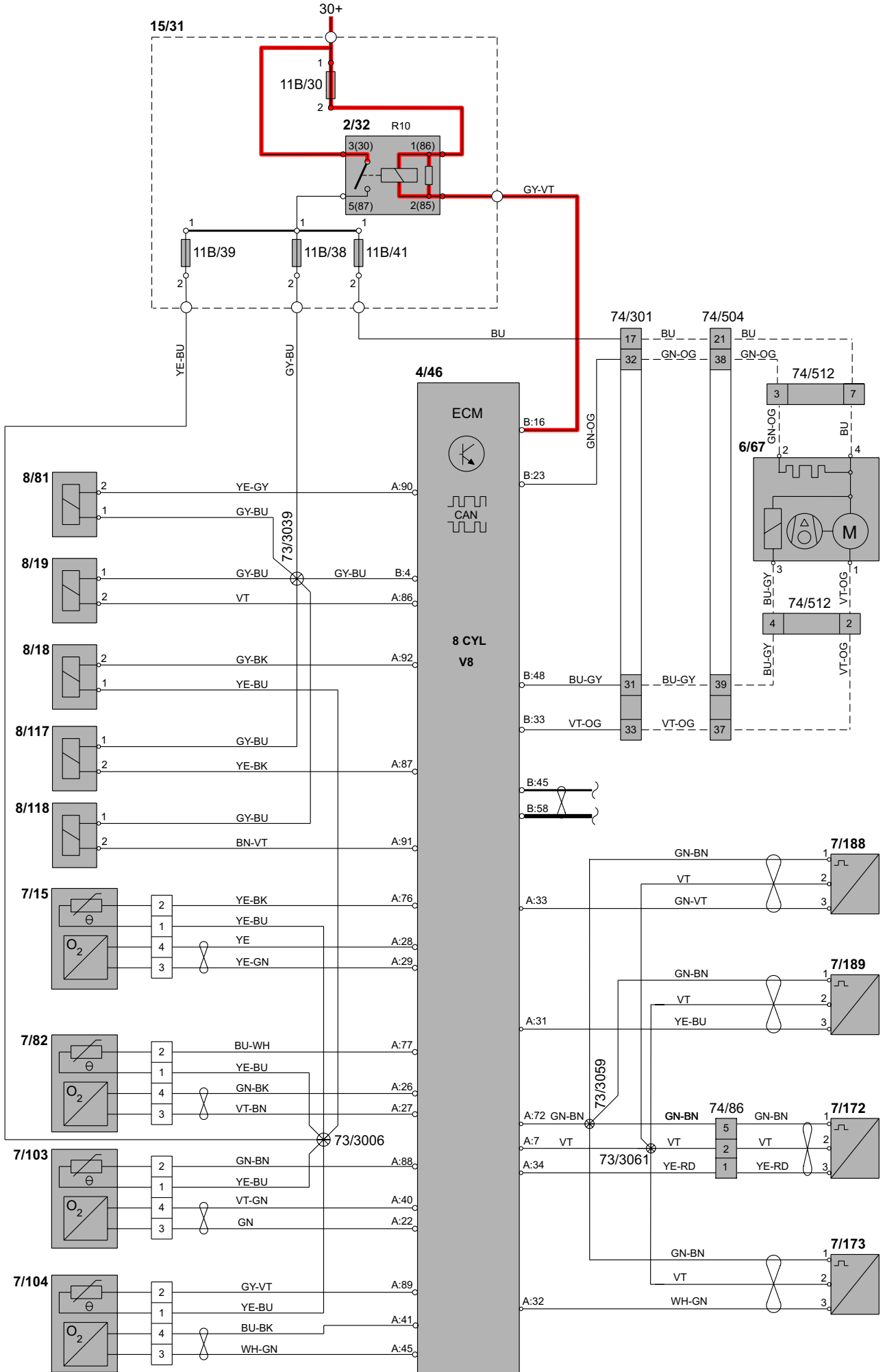


Group 23 Fuel system Emission control, 4 Cyl.



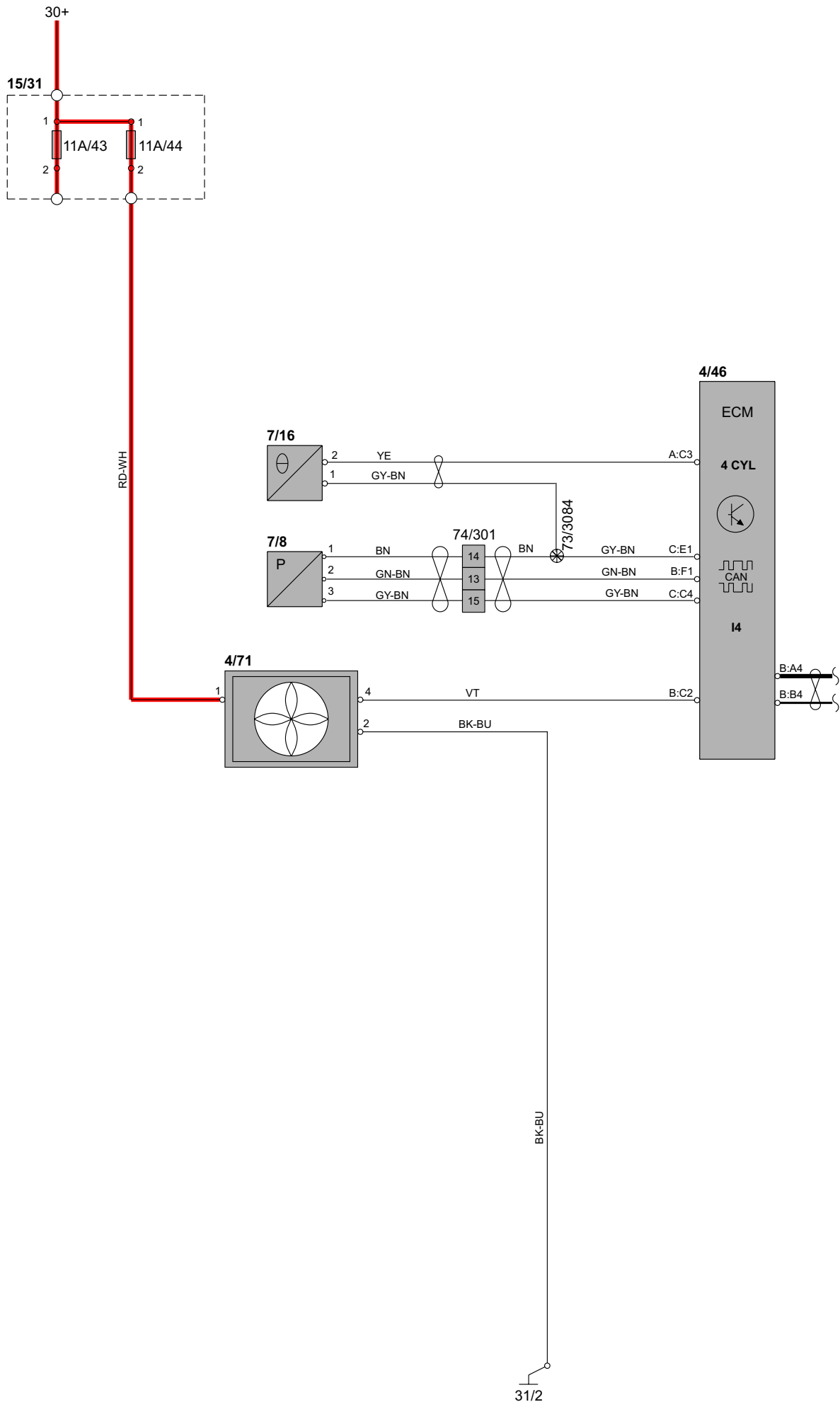
Group 23 Fuel system

Emission control, 8 Cyl.



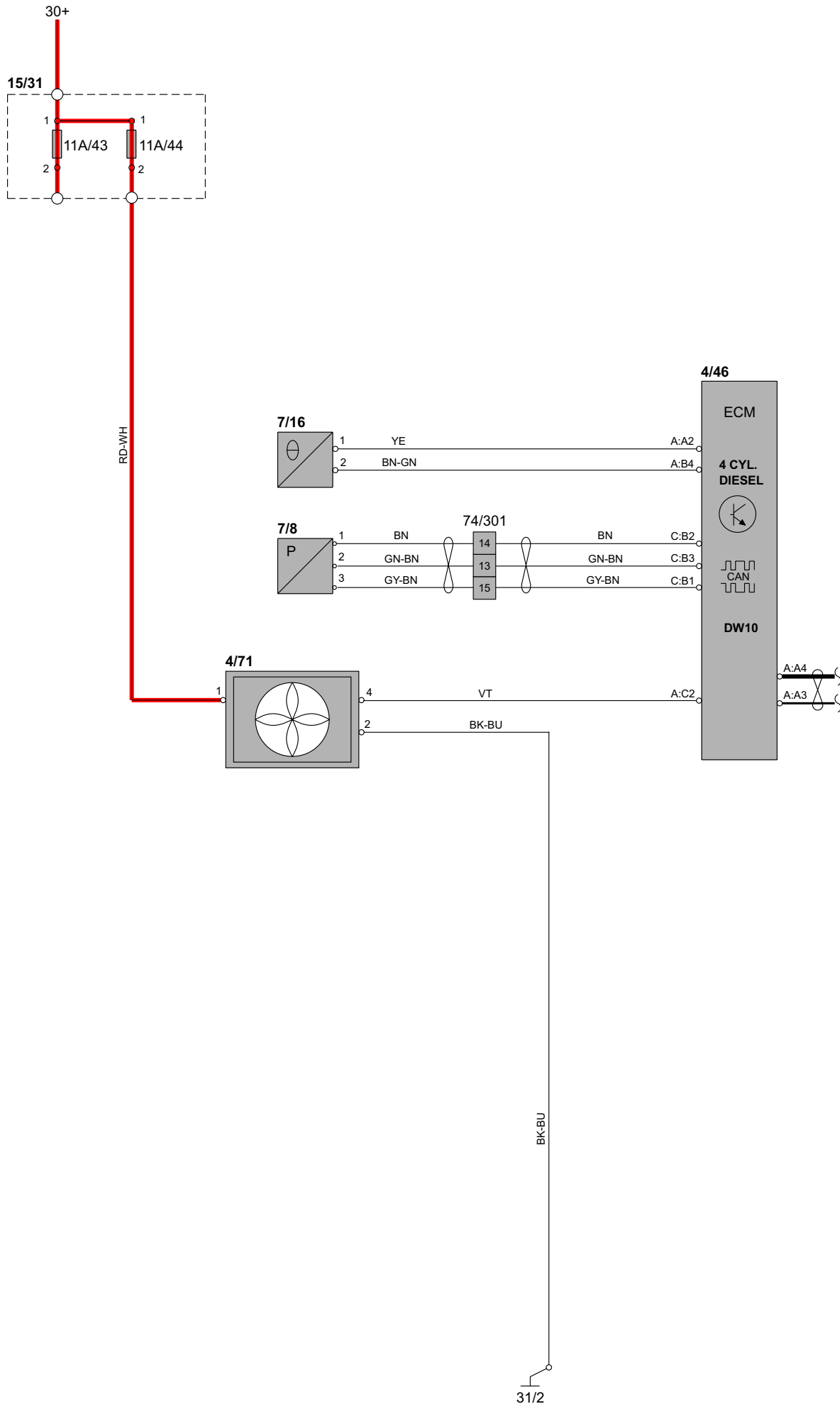
Group 26 Cooling system

Cooling fan, 4 Cyl.



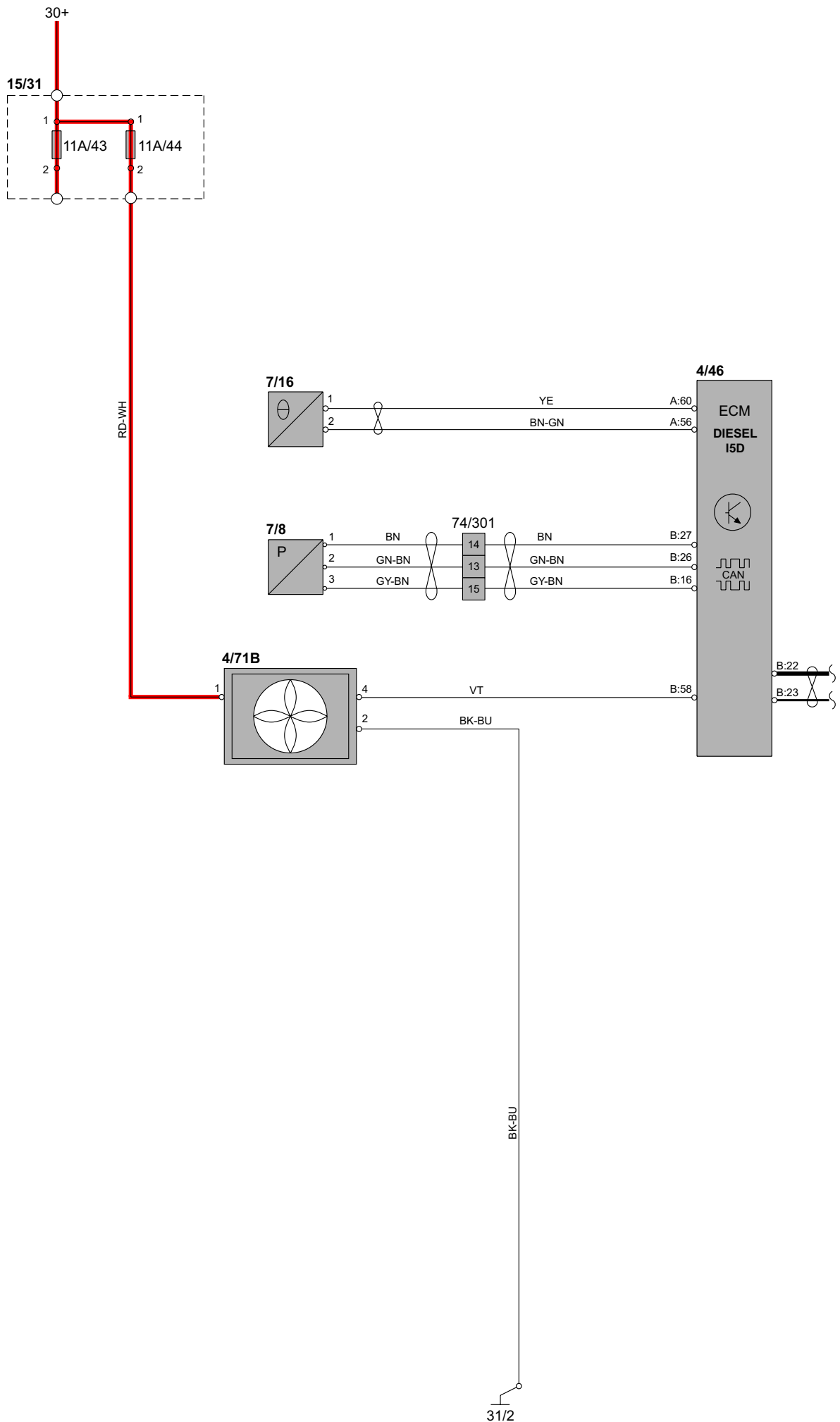
Group 26 Cooling system

Cooling fan, 4 Cyl. Diesel



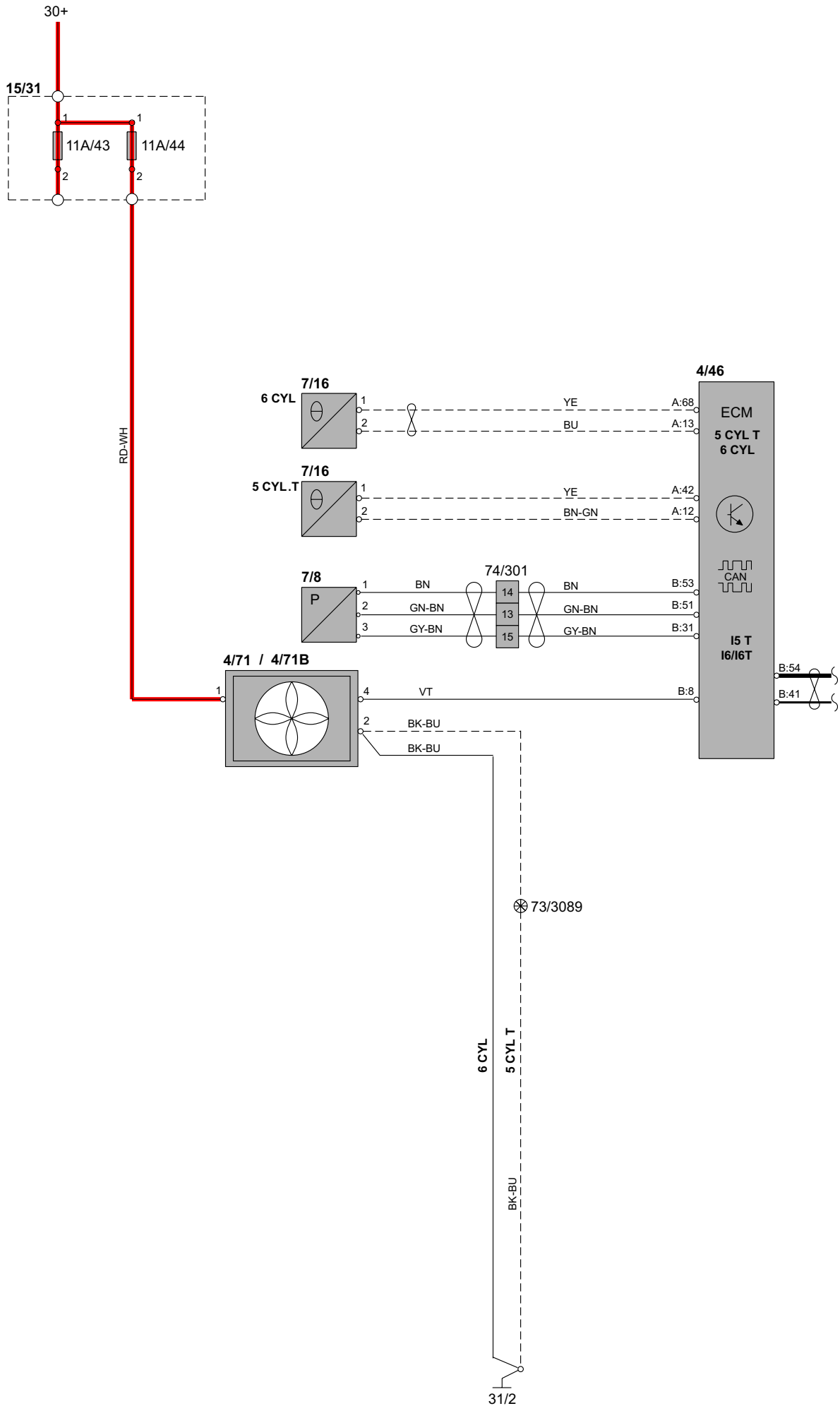
Group 26 Cooling system

Cooling fan, 5 Cyl. Diesel



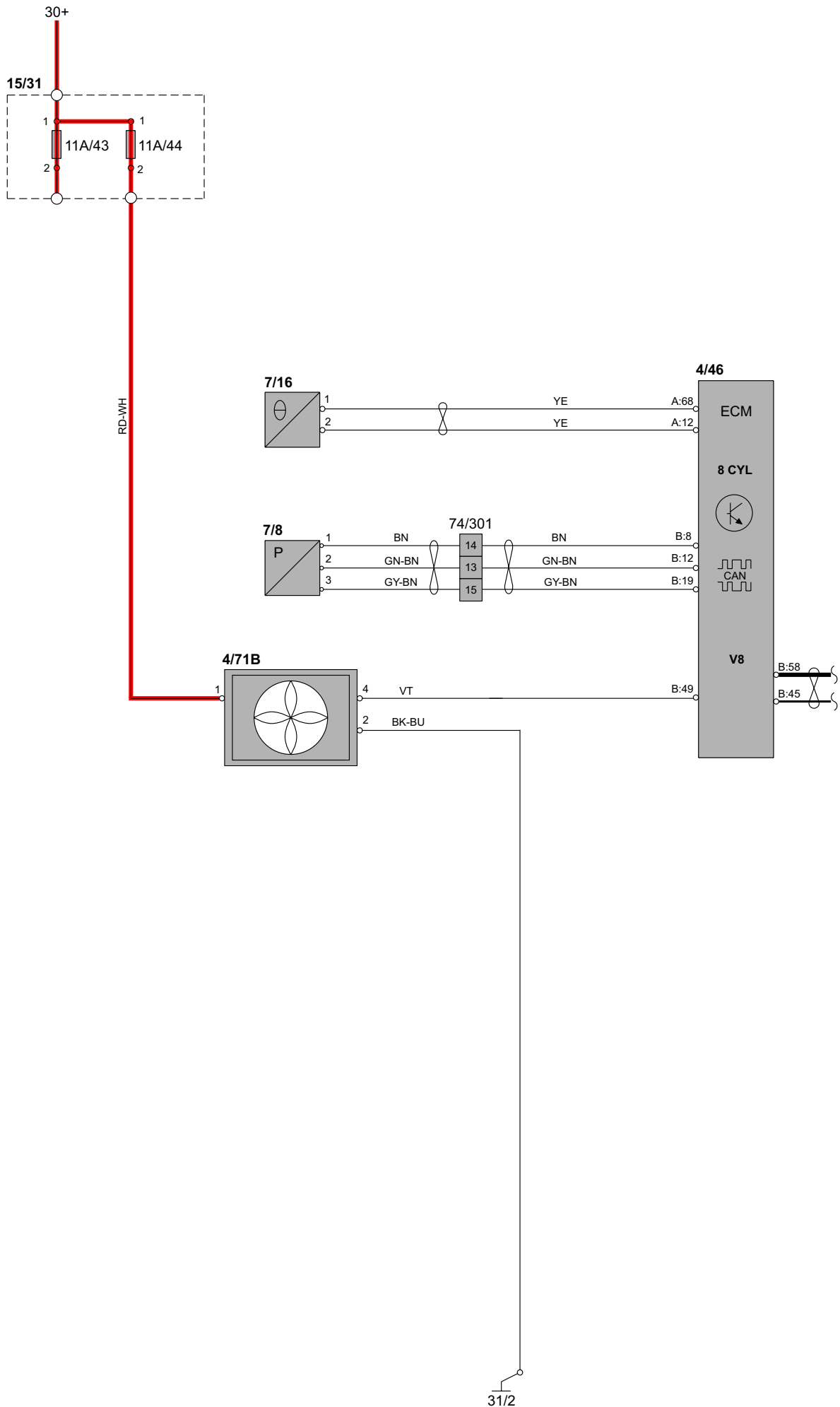
Group 26 Cooling system

Cooling fan, 5 Cyl. Turbo & 6 Cyl.



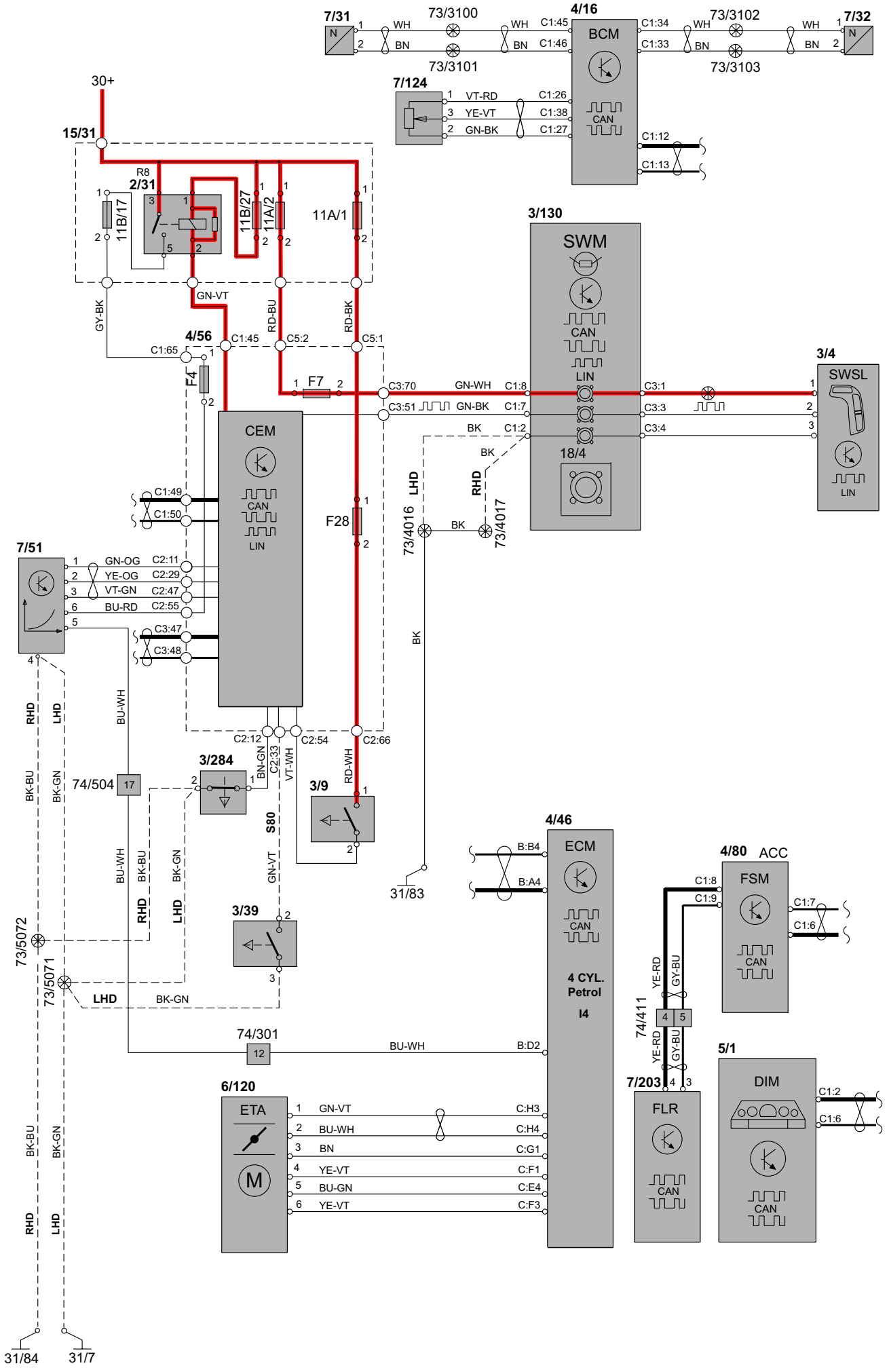
Group 26 Cooling system

Cooling fan, 8 Cyl.



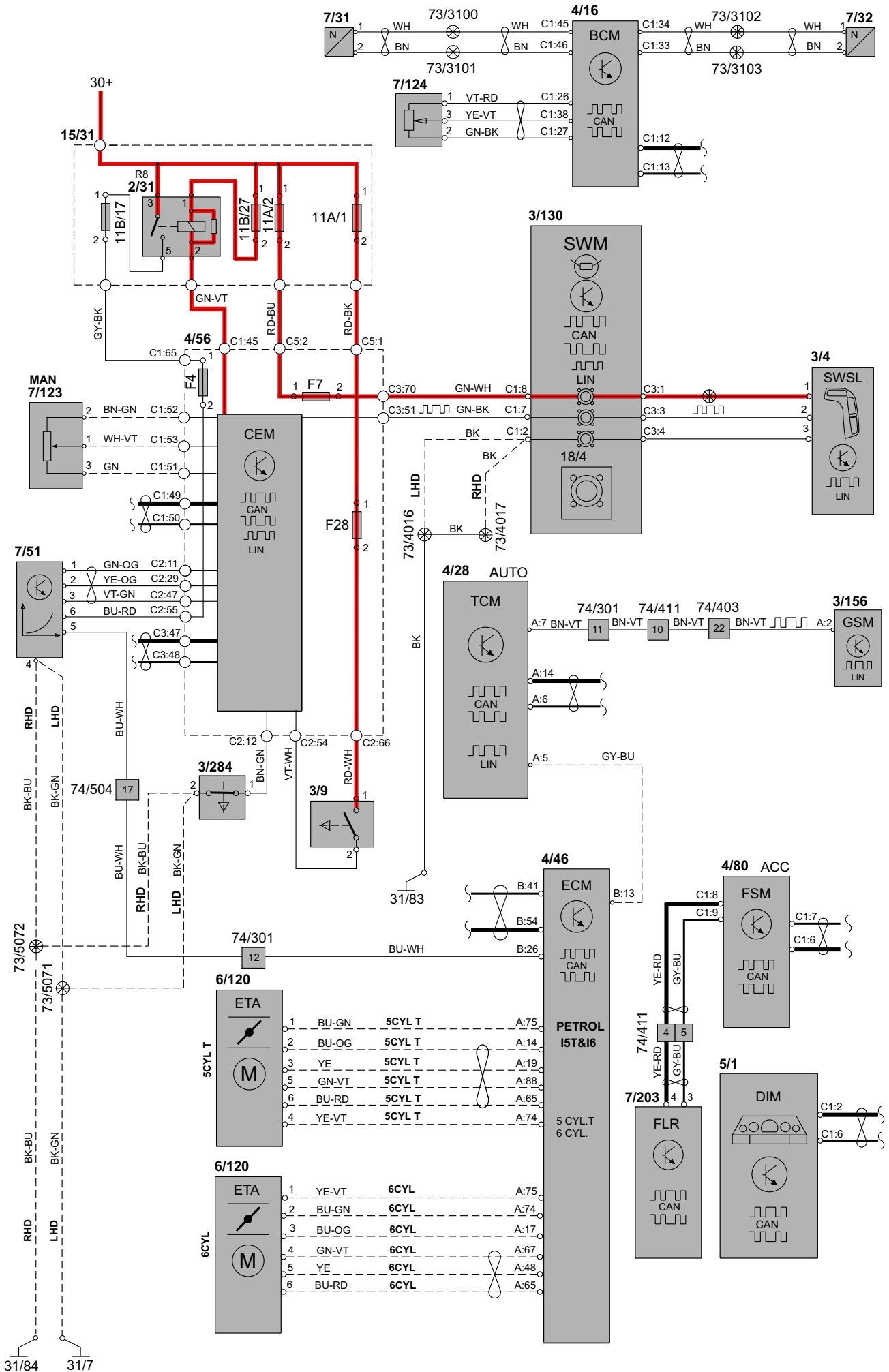
Group 27 Engine controls

Cruise control 4 Cyl.



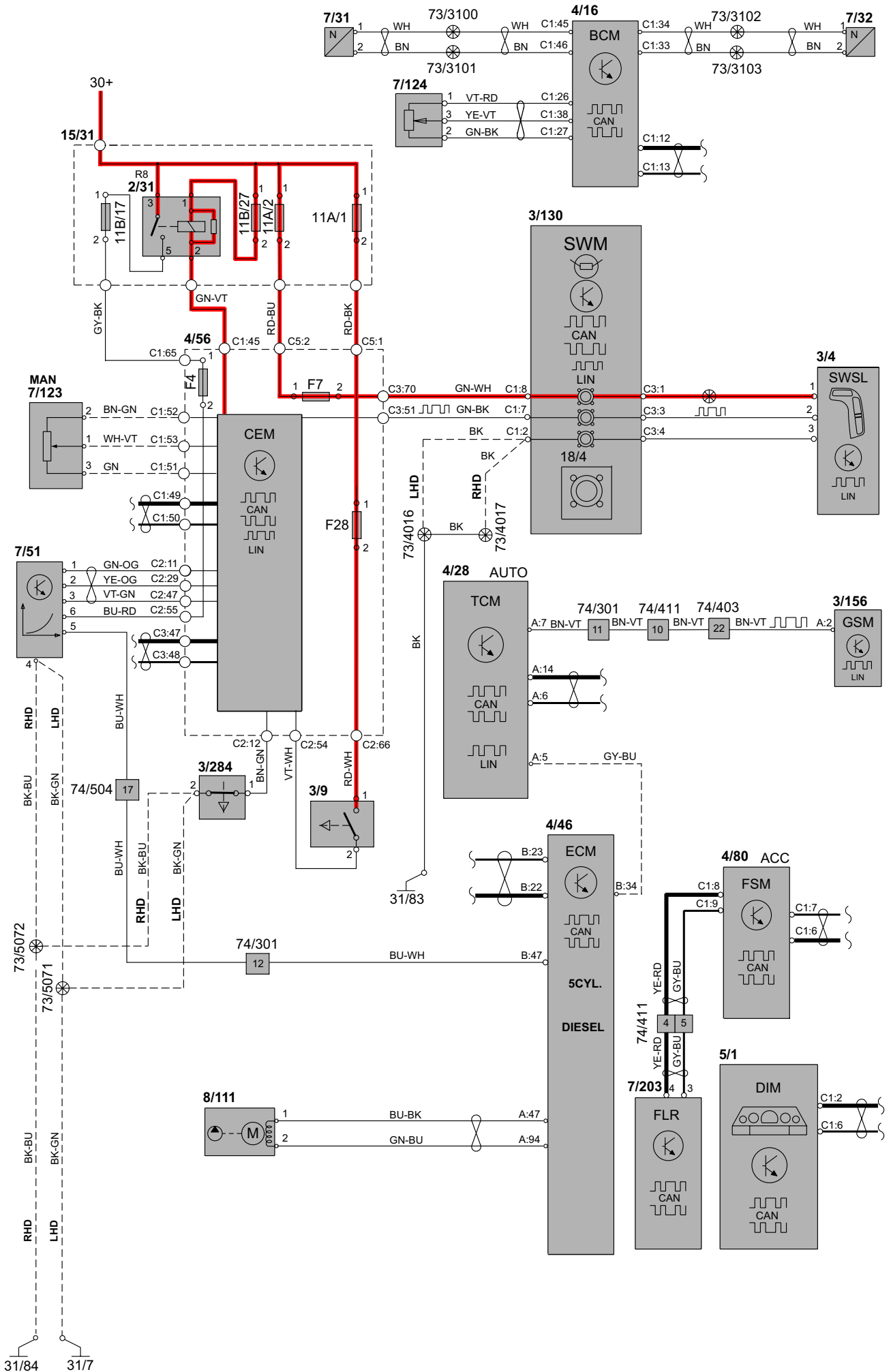
Group 27 Engine controls

Cruise control 5 Cyl. & 6 Cyl.



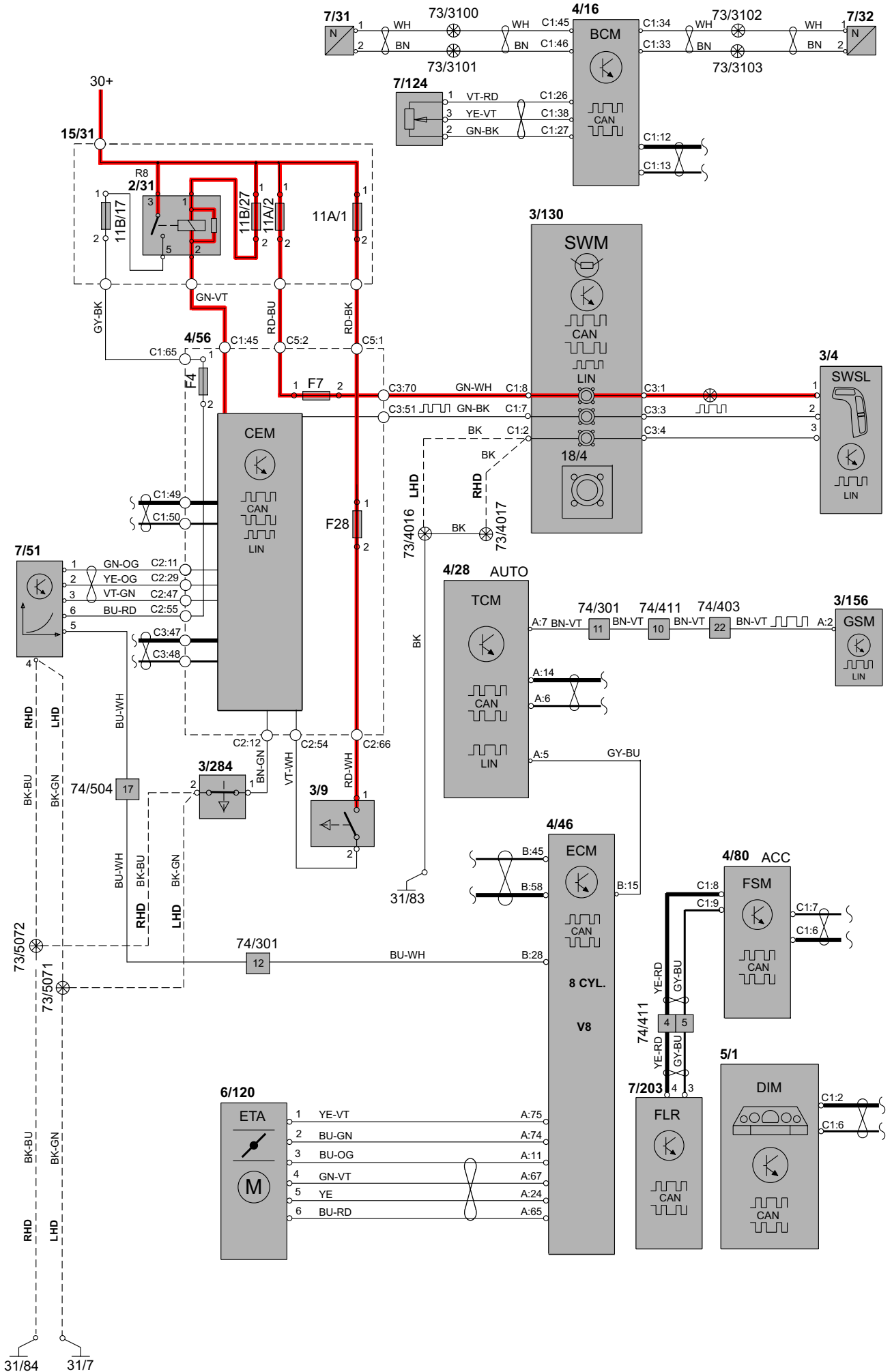
Group 27 Engine controls

Cruise control 5 Cyl. Diesel



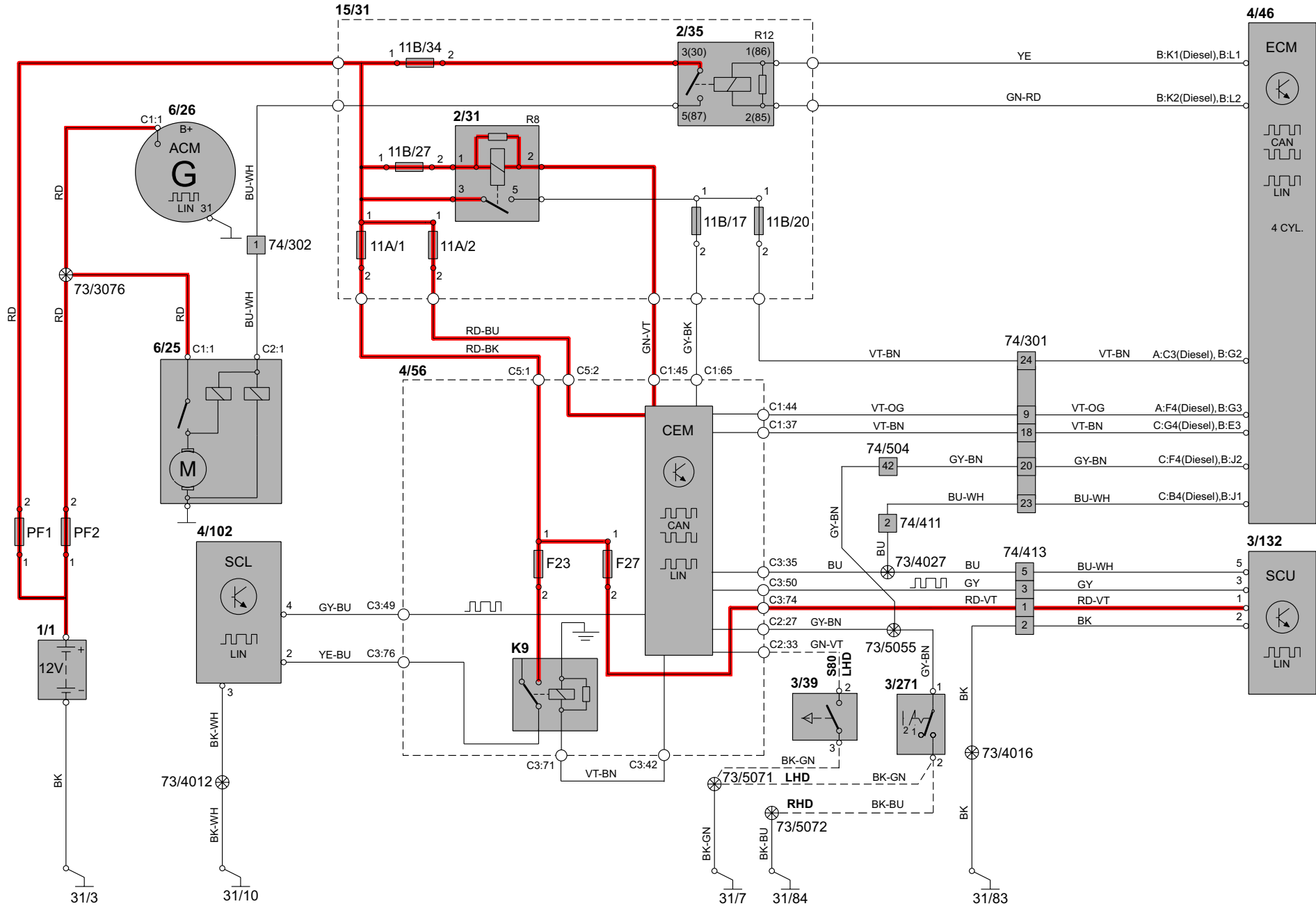
Group 27 Engine controls

Cruise control 8 Cyl.



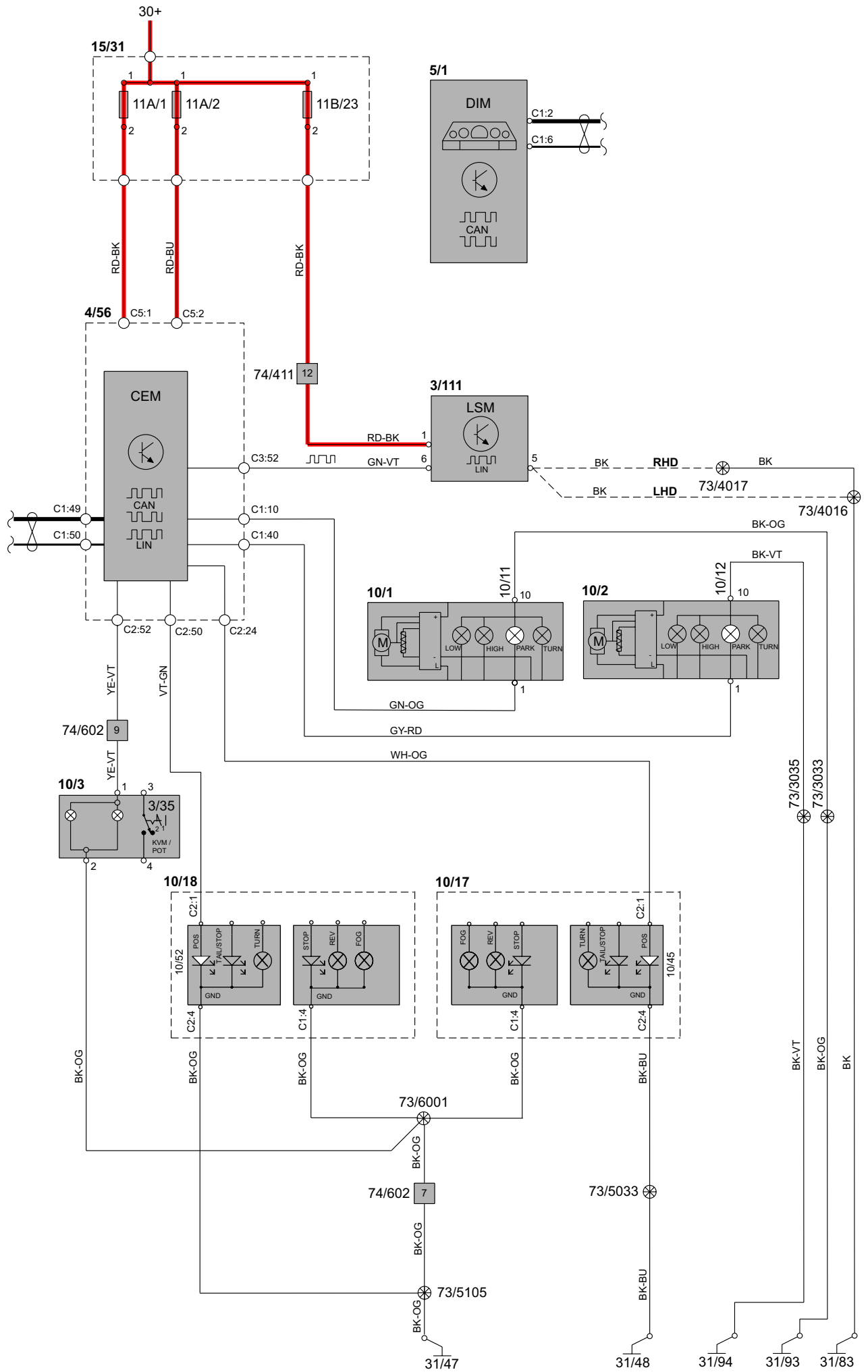
Group 33 Starting system

Starting system 4 Cyl.



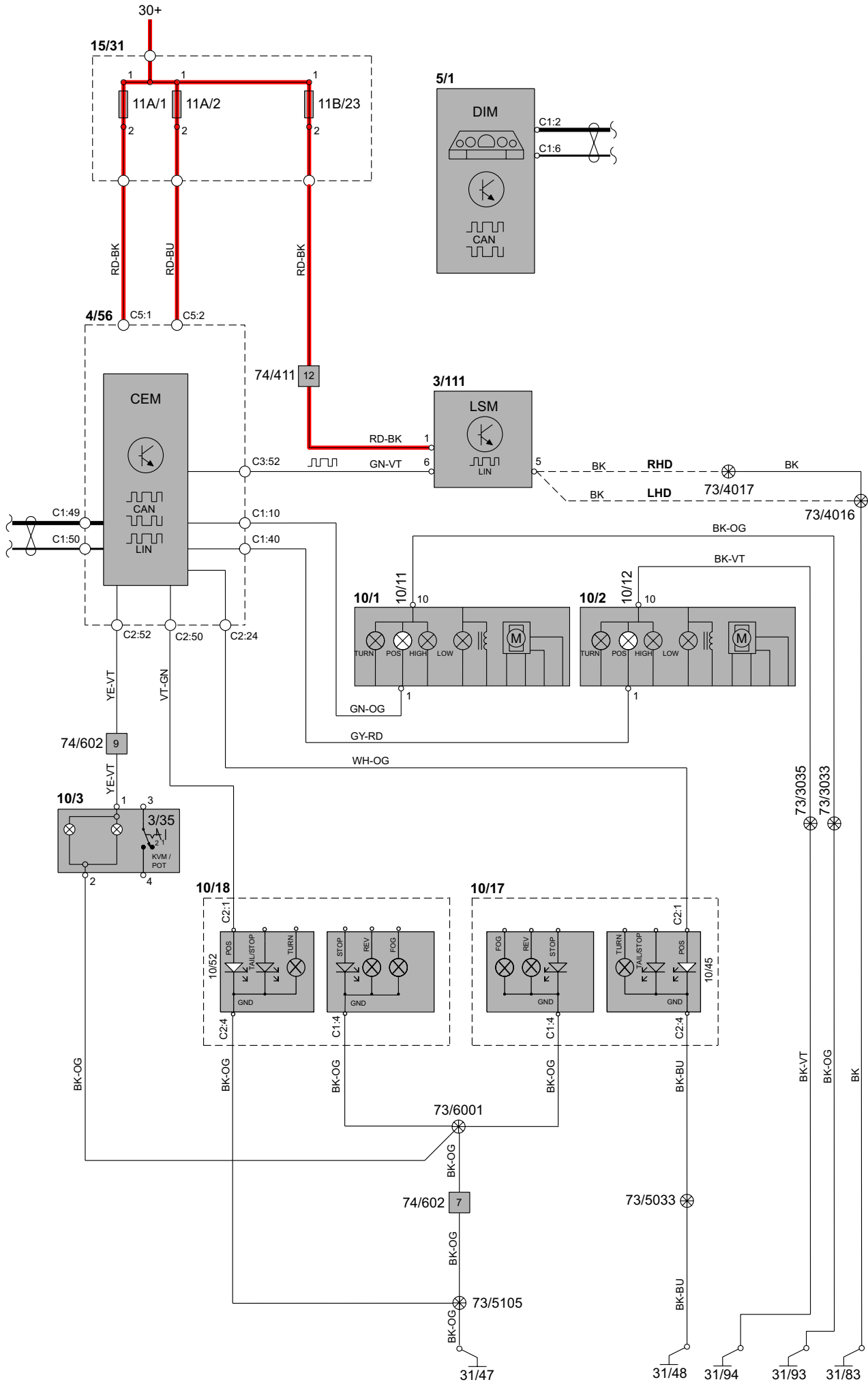
Group 35 Lighting

Running/parking lights, Tail lights V70

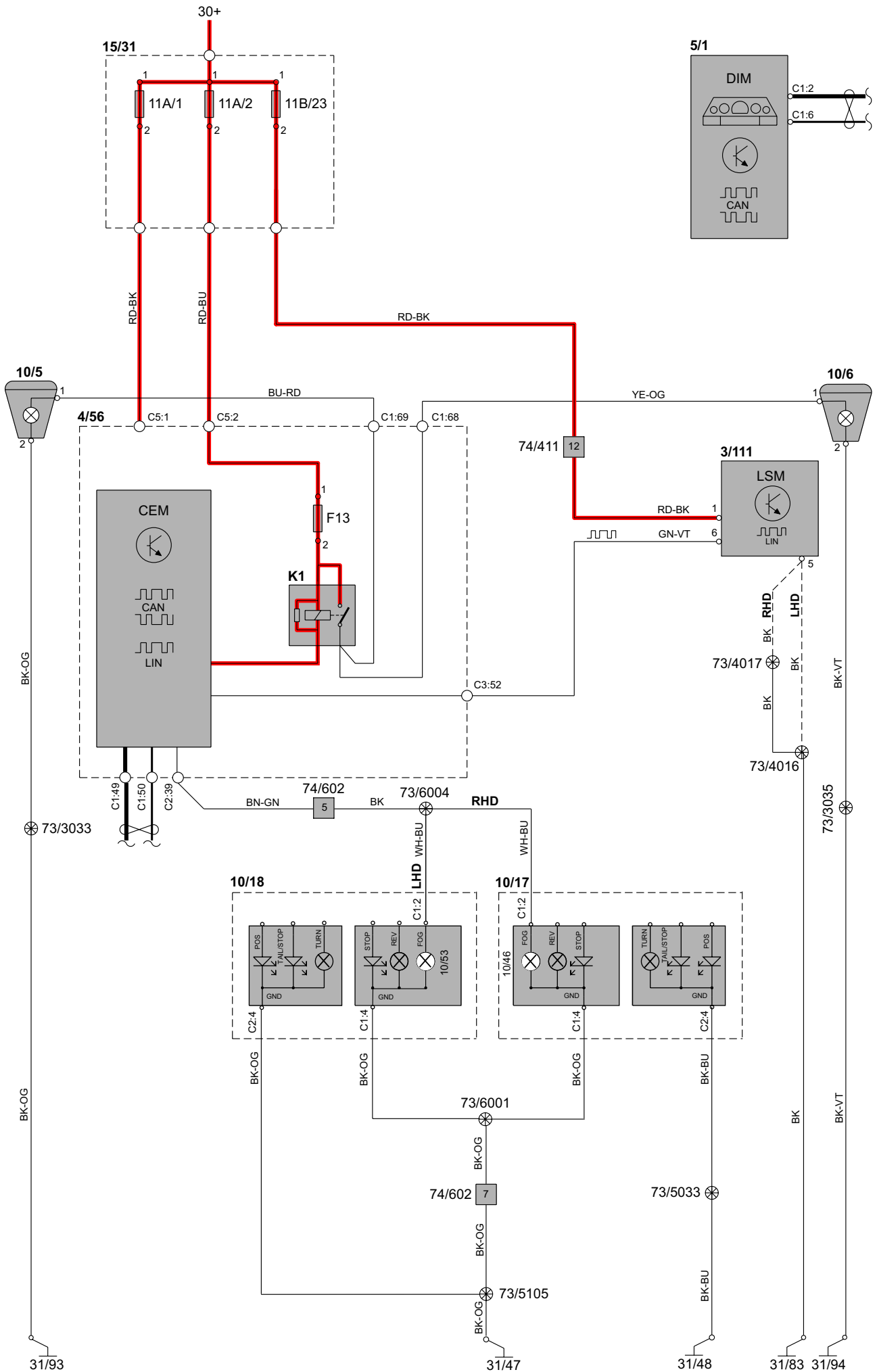


Group 35 Lighting

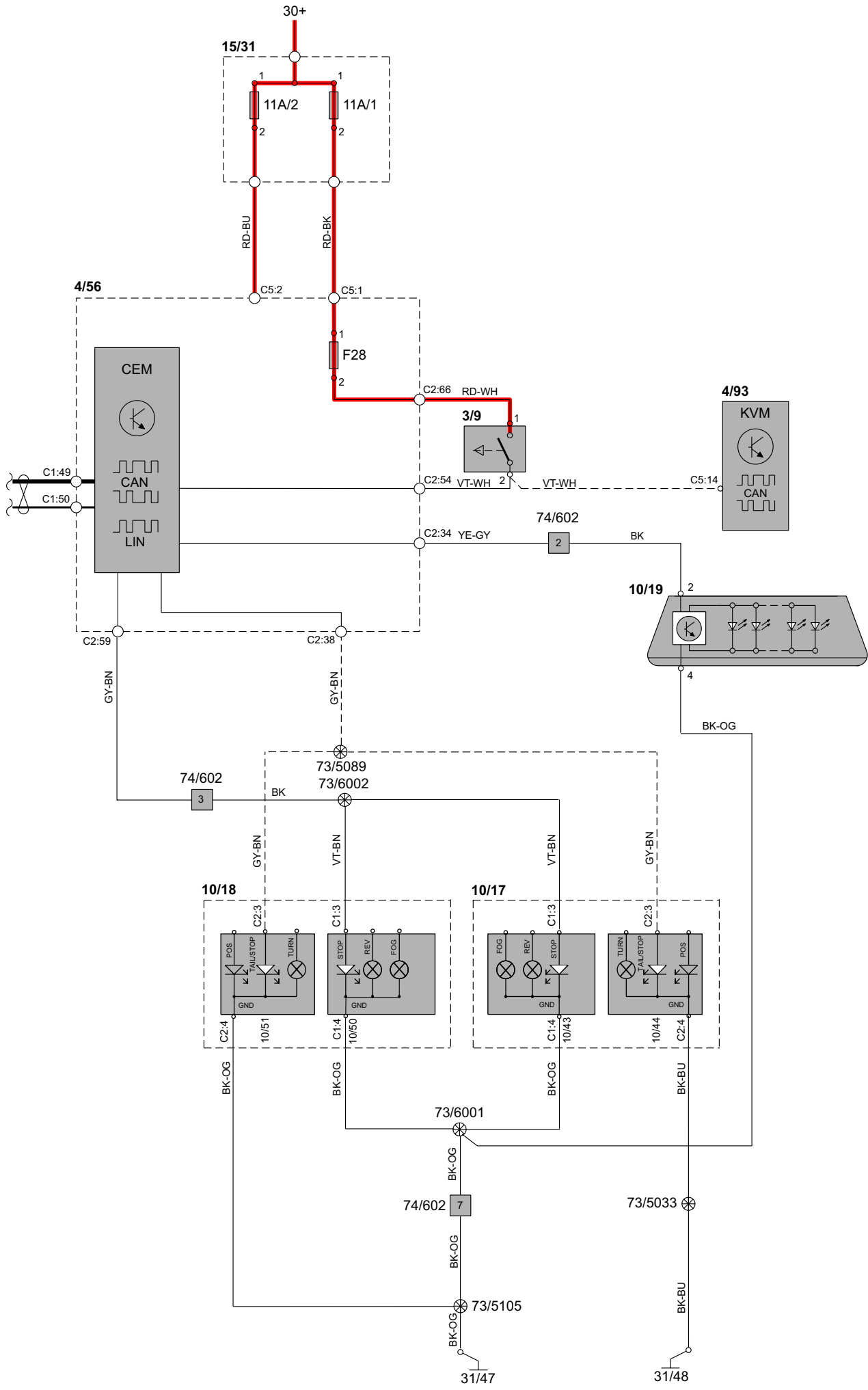
Running/parking lights, Tail lights (Bi-Xenon) V70



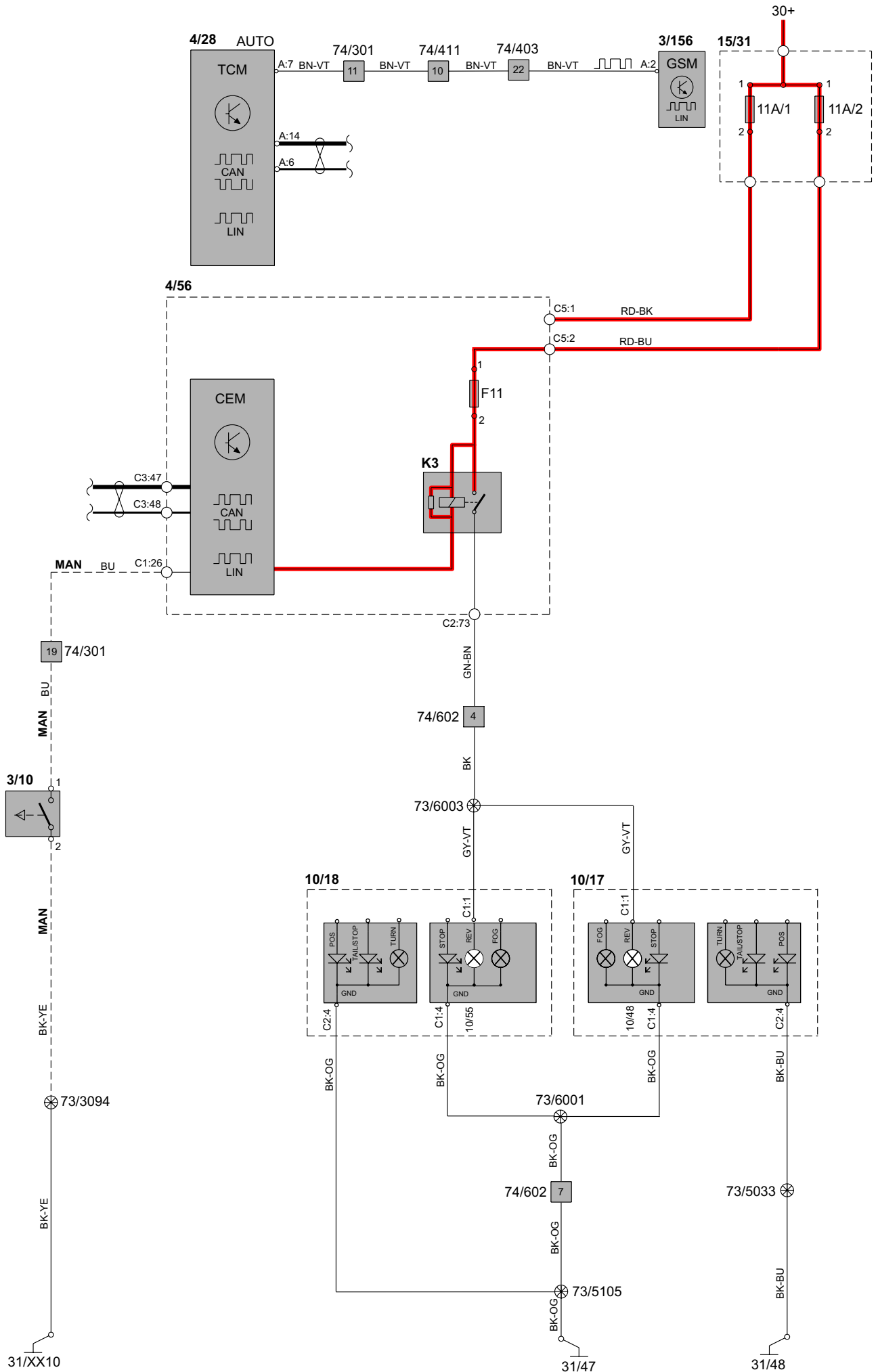
Group 35 Lighting Fog lights, V70



Group 35 Lighting Brake light, V70

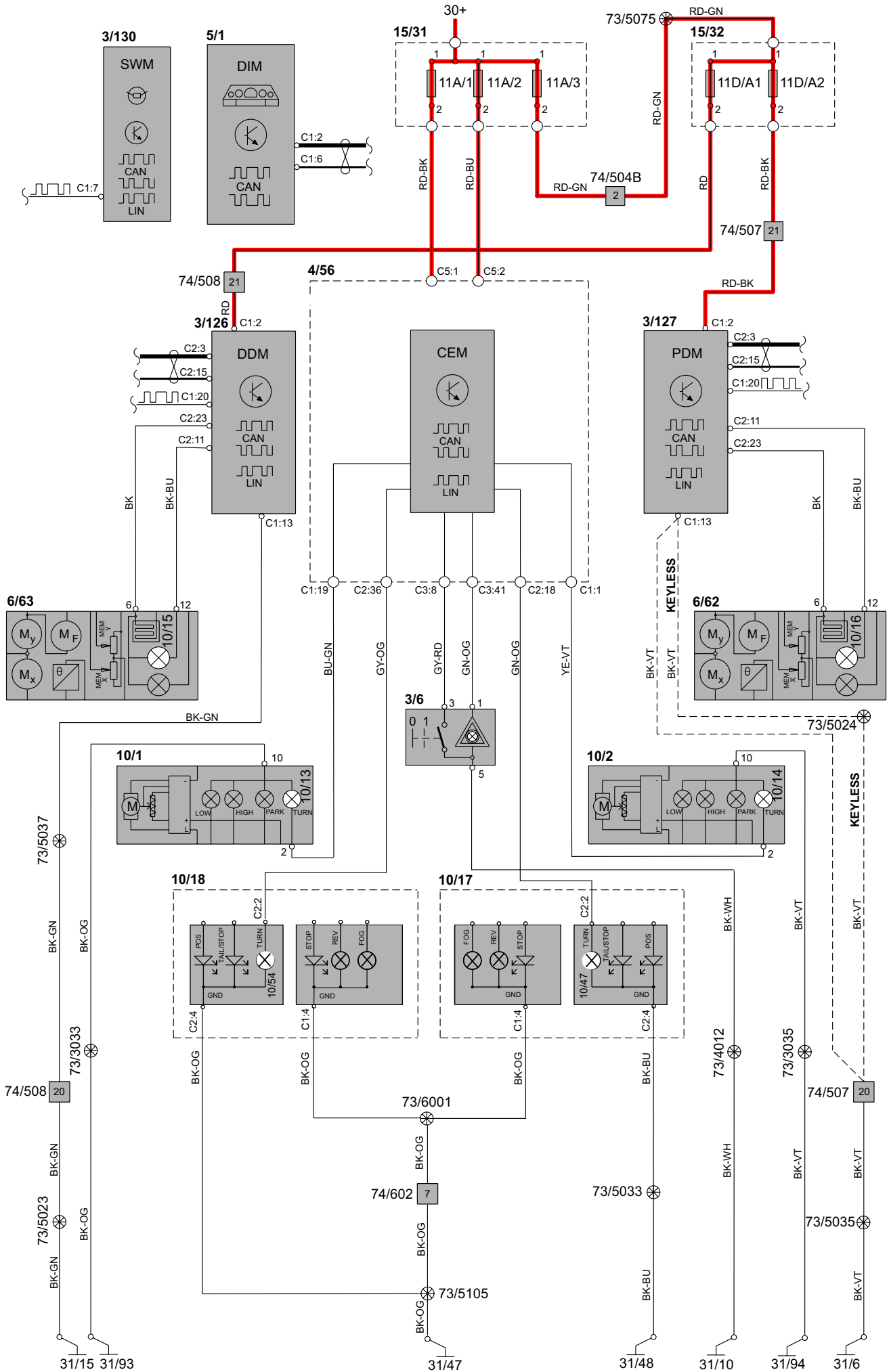


Group 35 Lighting Reversing lights, V70



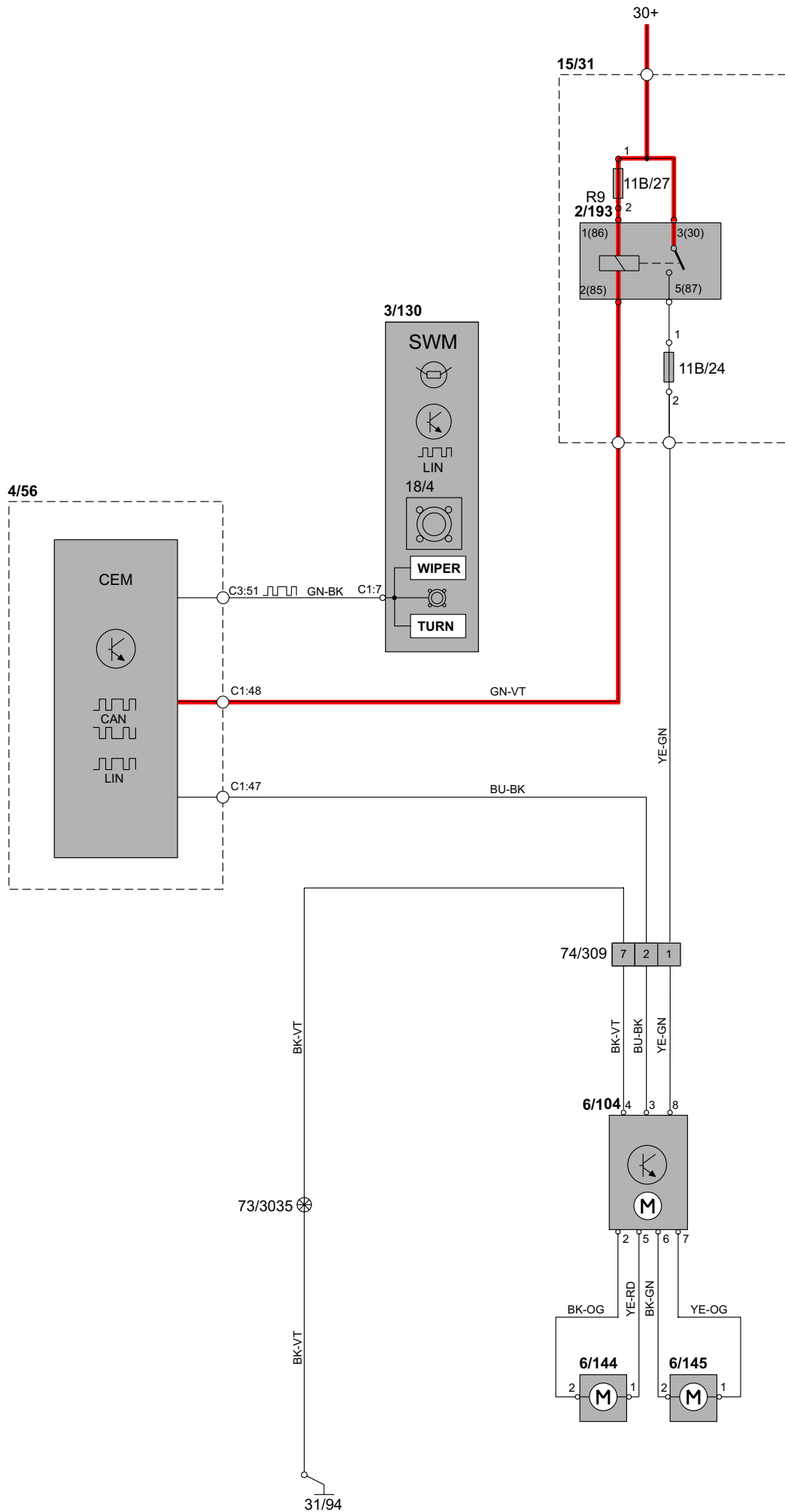
Group 36 Additional electrical equipment

Direction indicator and Hazard warning flashers RHD, V70



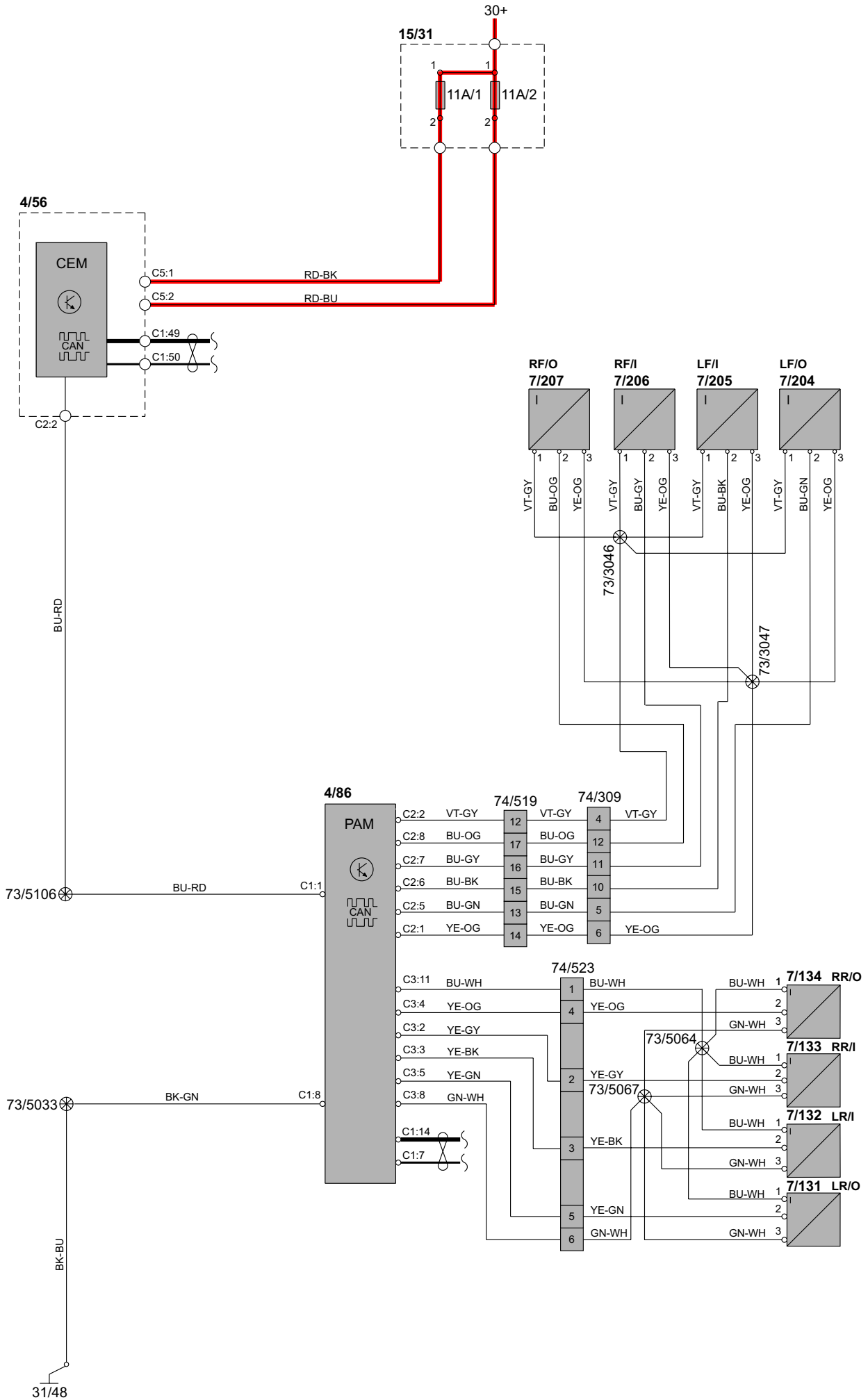
Group 36 Additional electrical equipment

High-pressure headlight washer



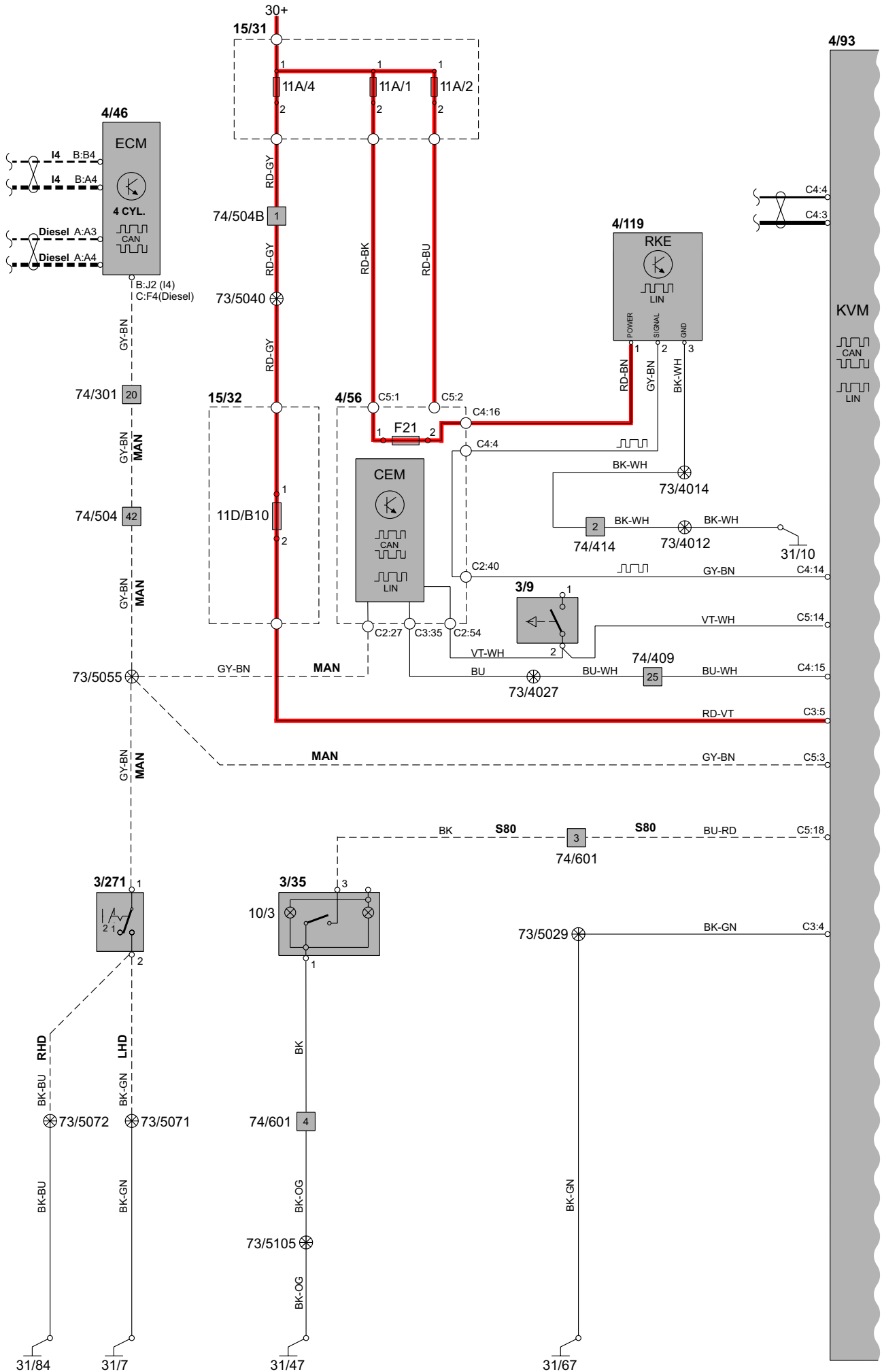
Group 36 Additional electrical equipment

Parking assistance



Group 36 Additional electrical equipment

Keyless vehicle 4 Cyl. 1:2



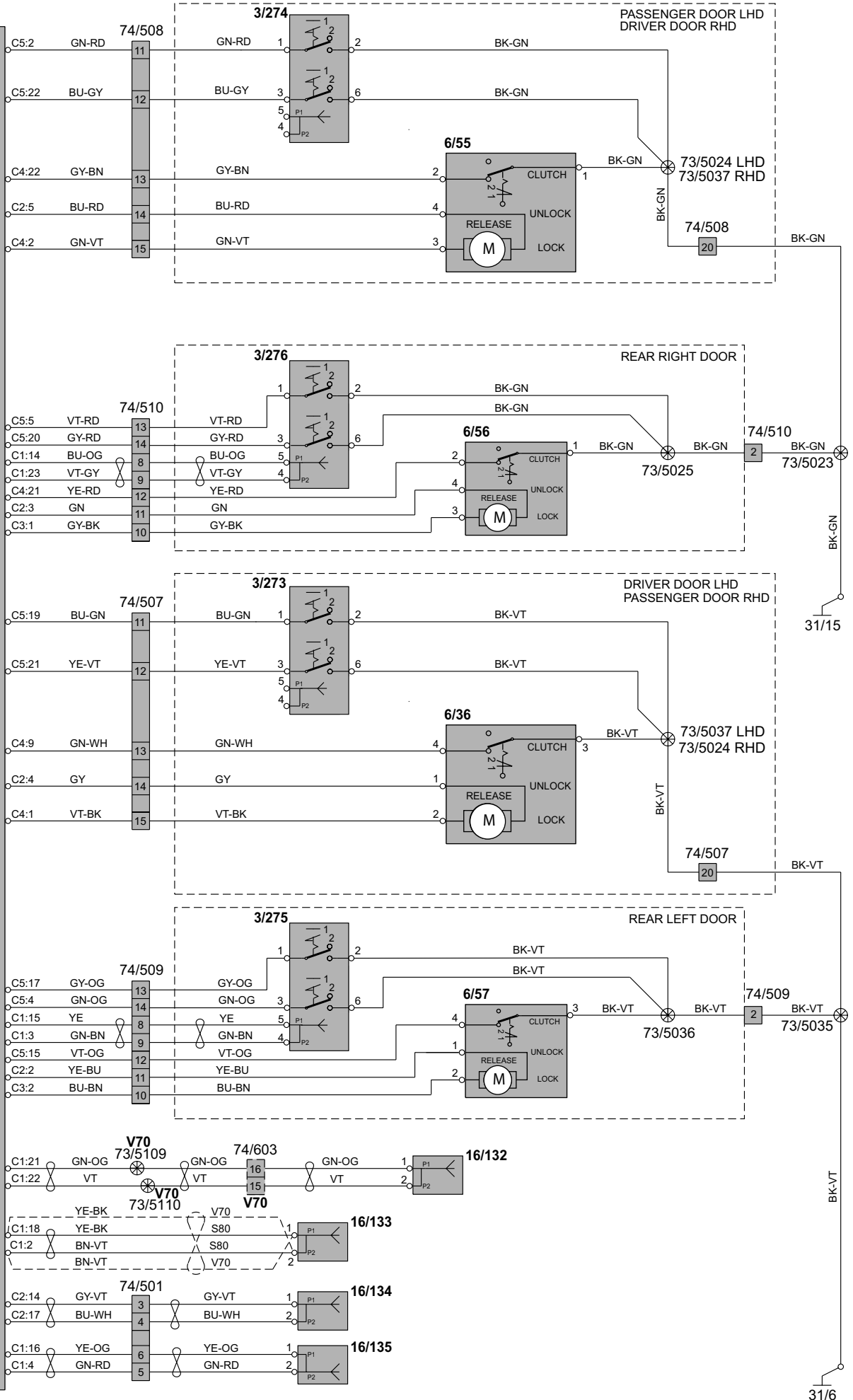
Group 36 Additional electrical equipment

Keyless vehicle 4 Cyl. 2:2

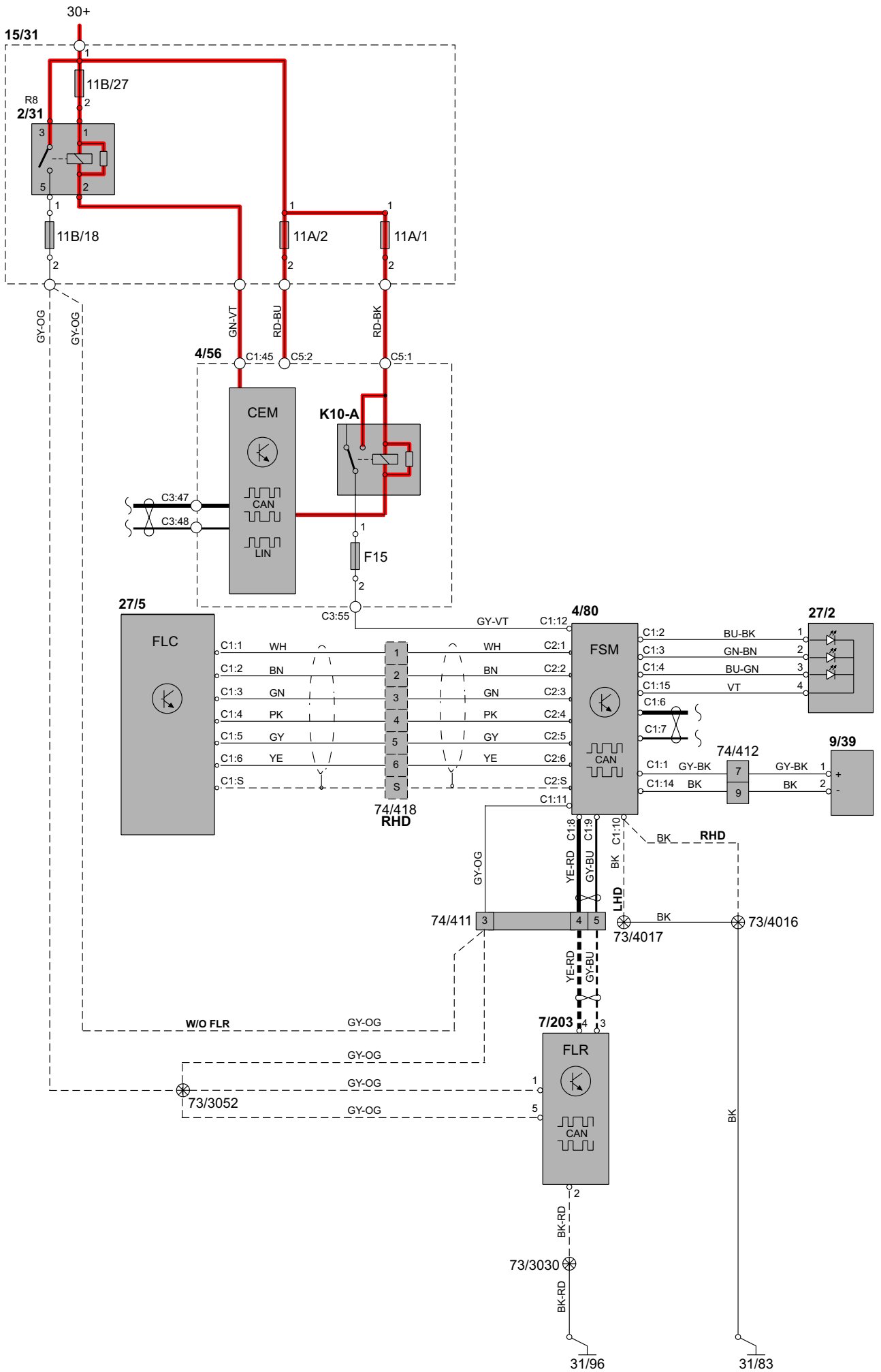
4/93

KVM

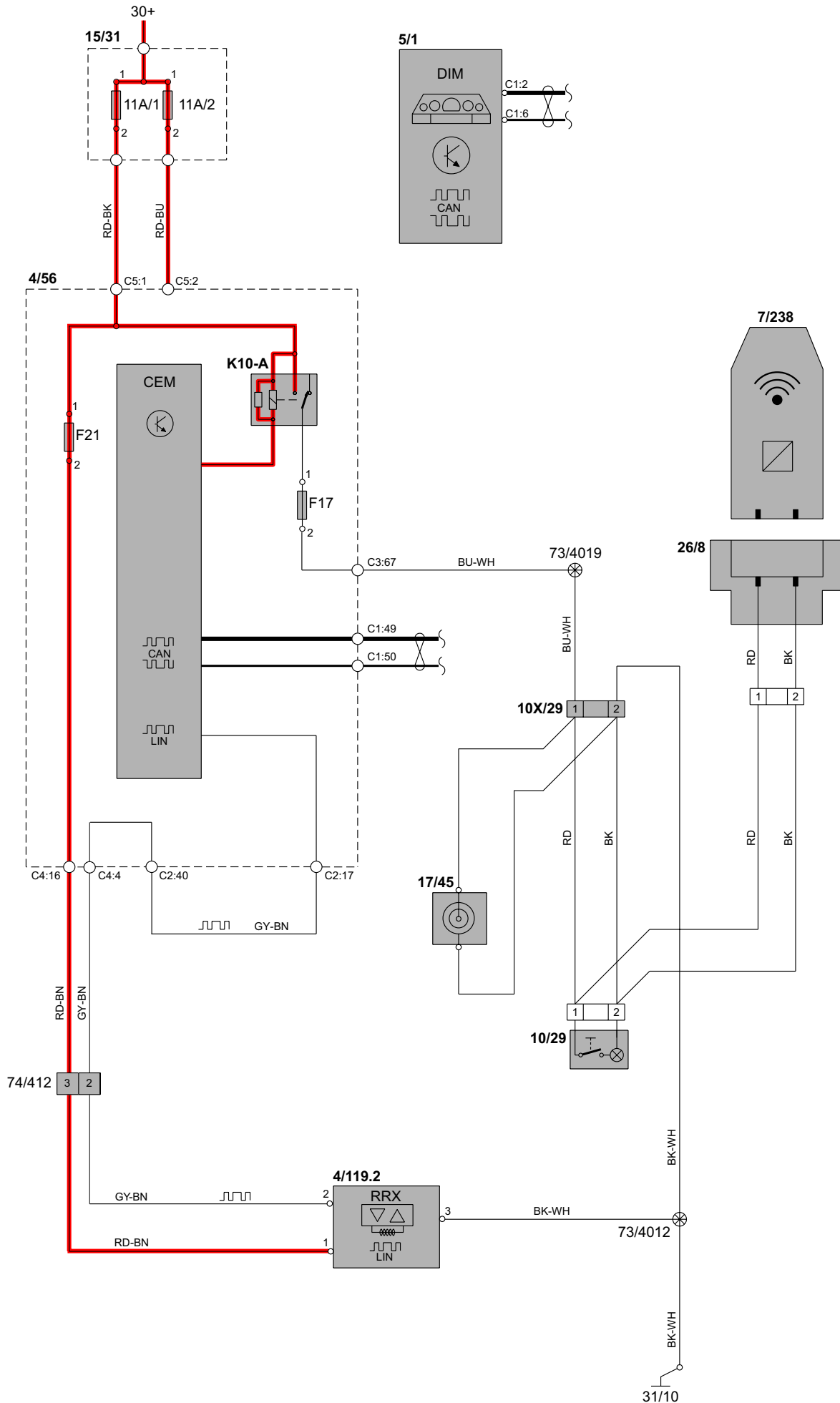
CAN
LIN



Group 36 Additional electrical equipment Collision warning with brake servo

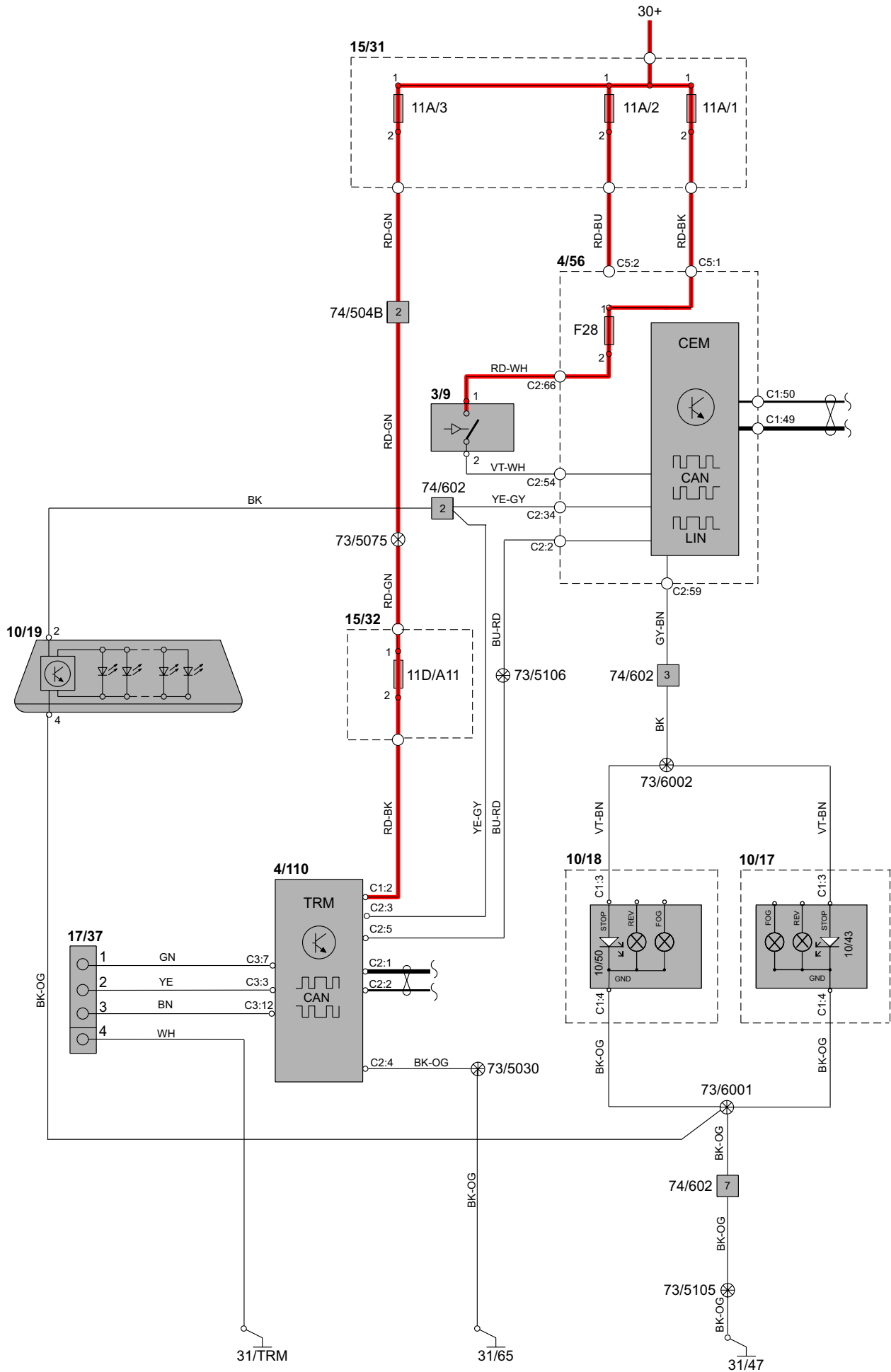


Group 36 Additional electrical equipment, Accessories Alcolock



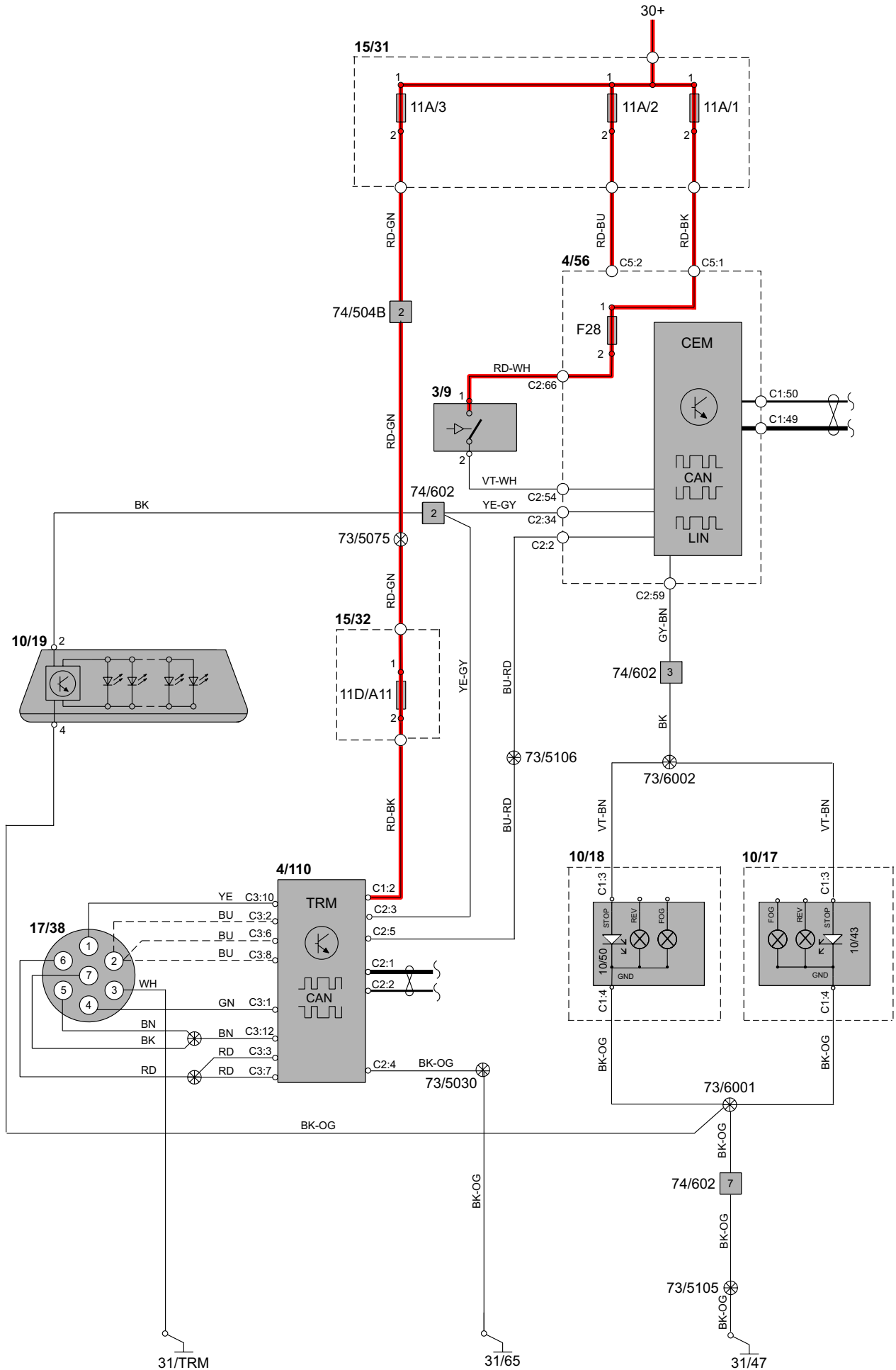
Group 37 Wiring and fuses, Accessories

Tow hitch cable harness, 4-pin V70



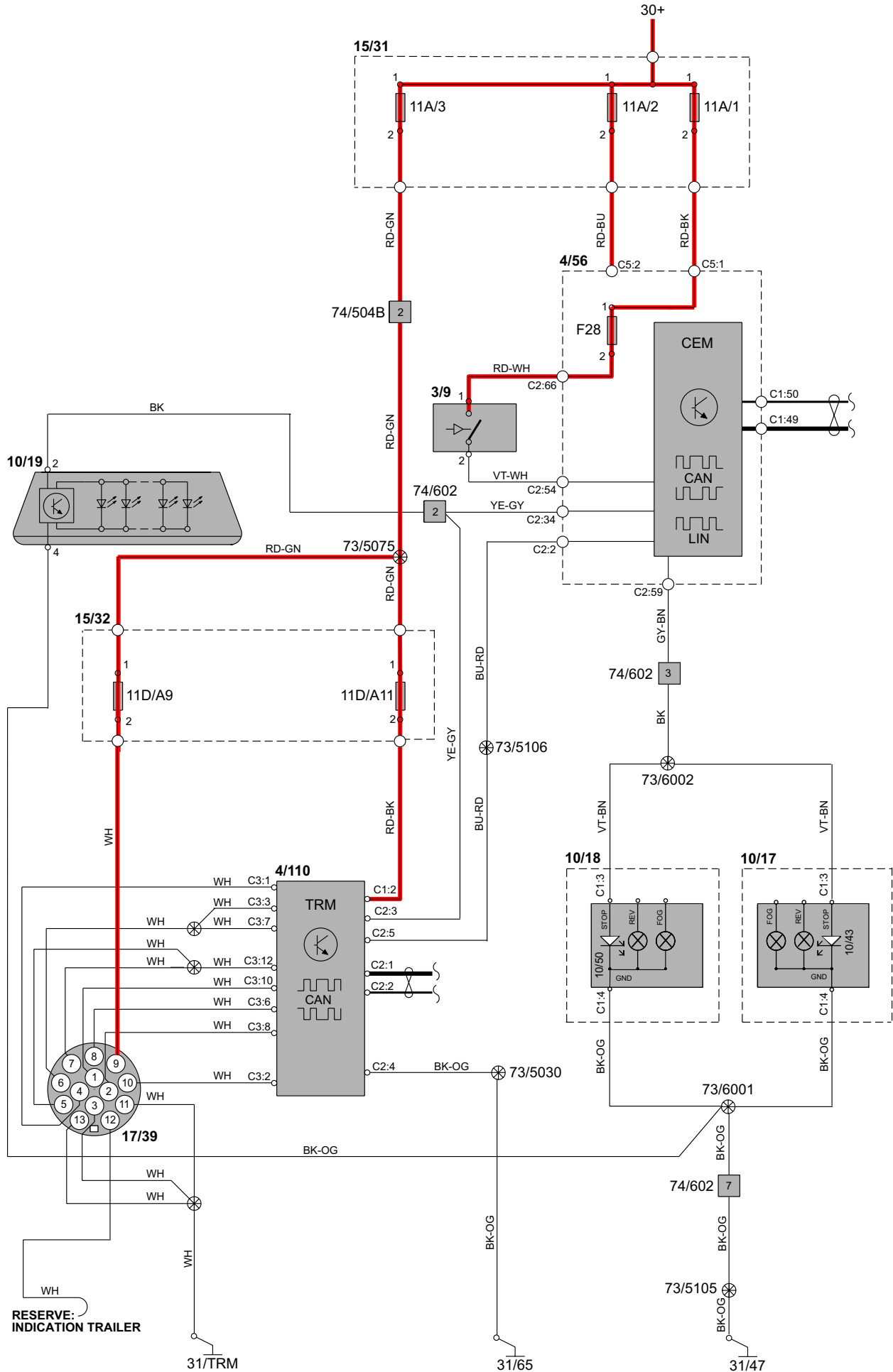
Group 37 Wiring and fuses, Accessories

Tow hitch cable harness, 7-pin V70



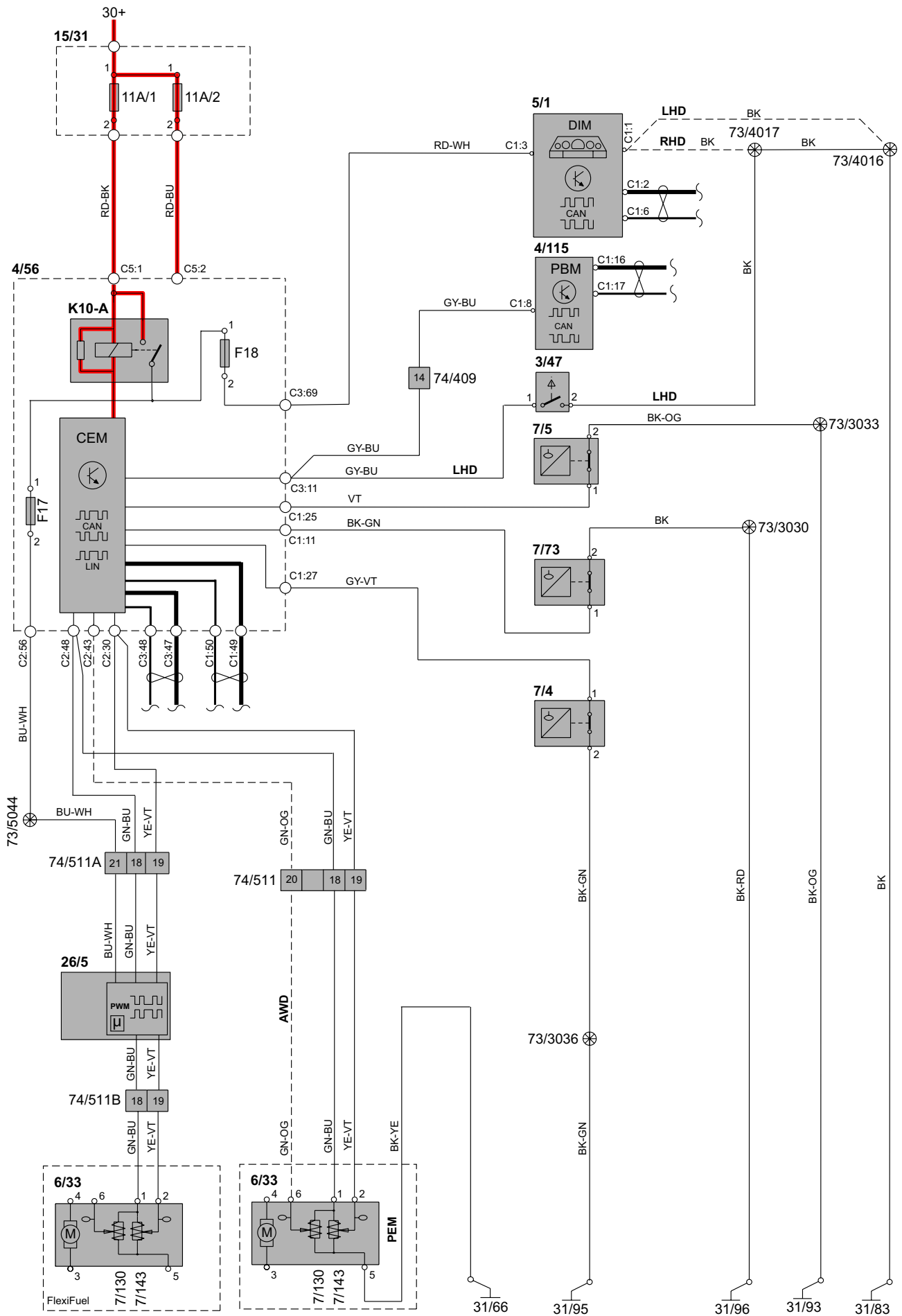
Group 37 Wiring and fuses, Accessories

Tow hitch cable harness, 13-pin V70

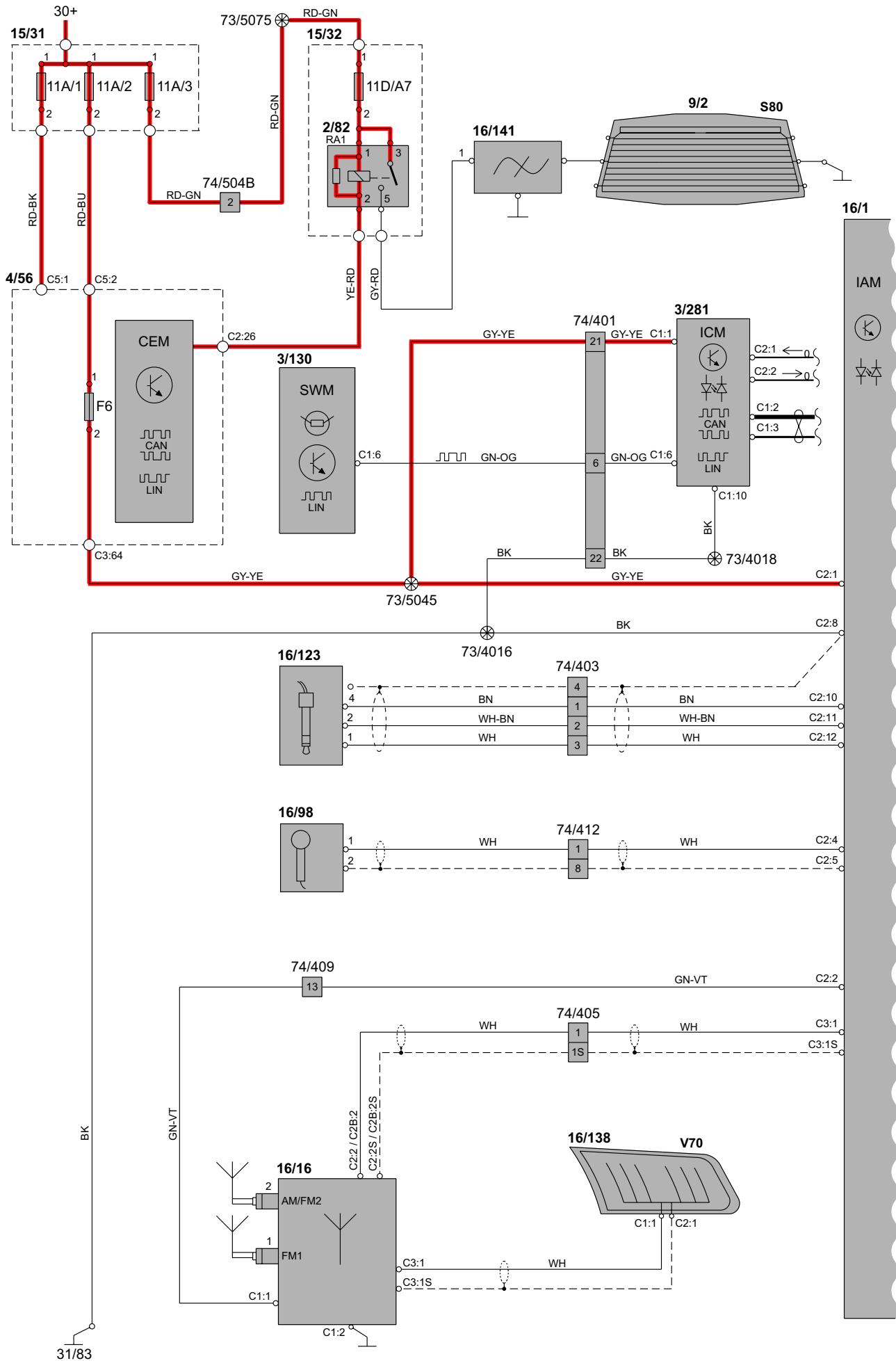


Group 38 Instruments

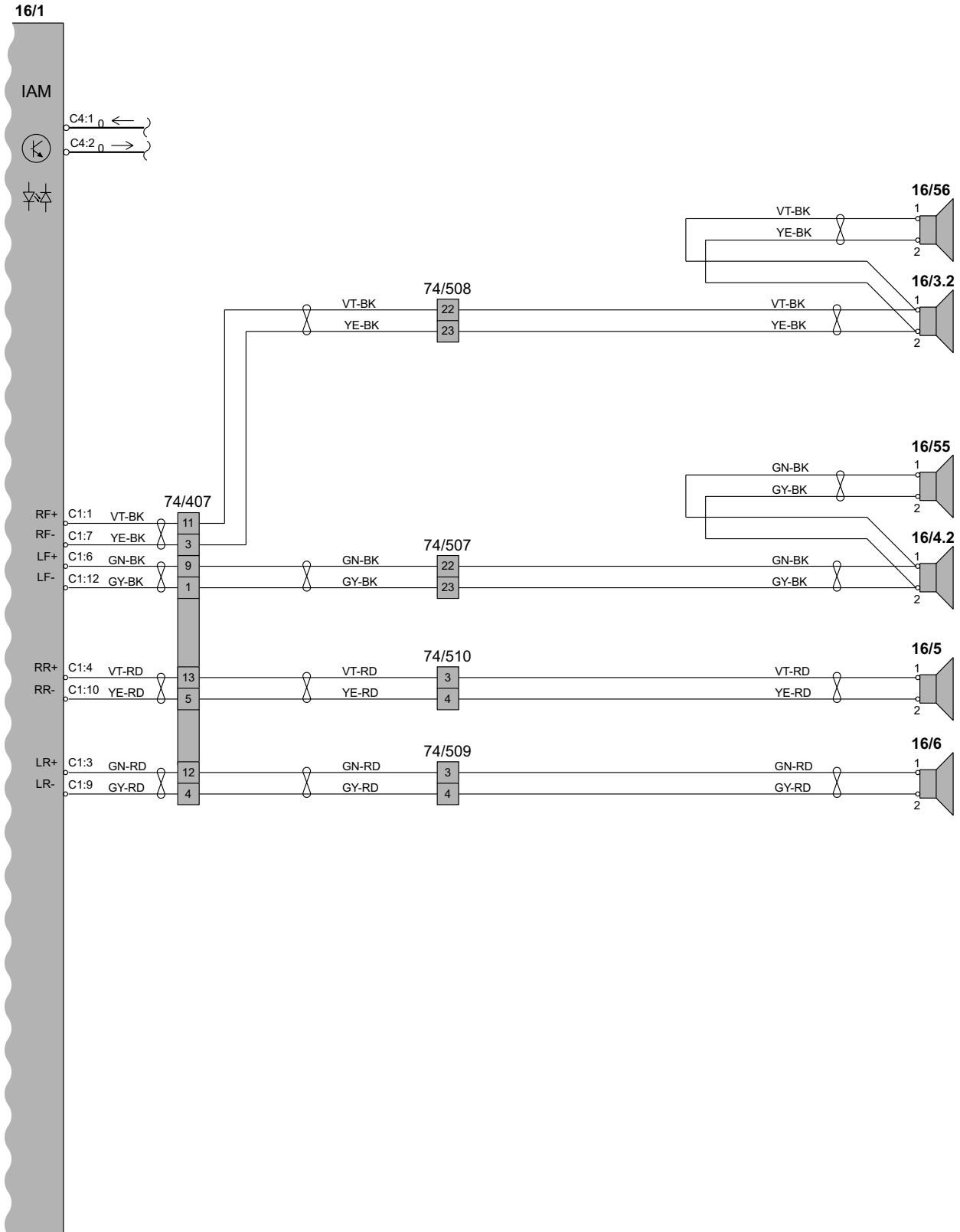
Driver information module



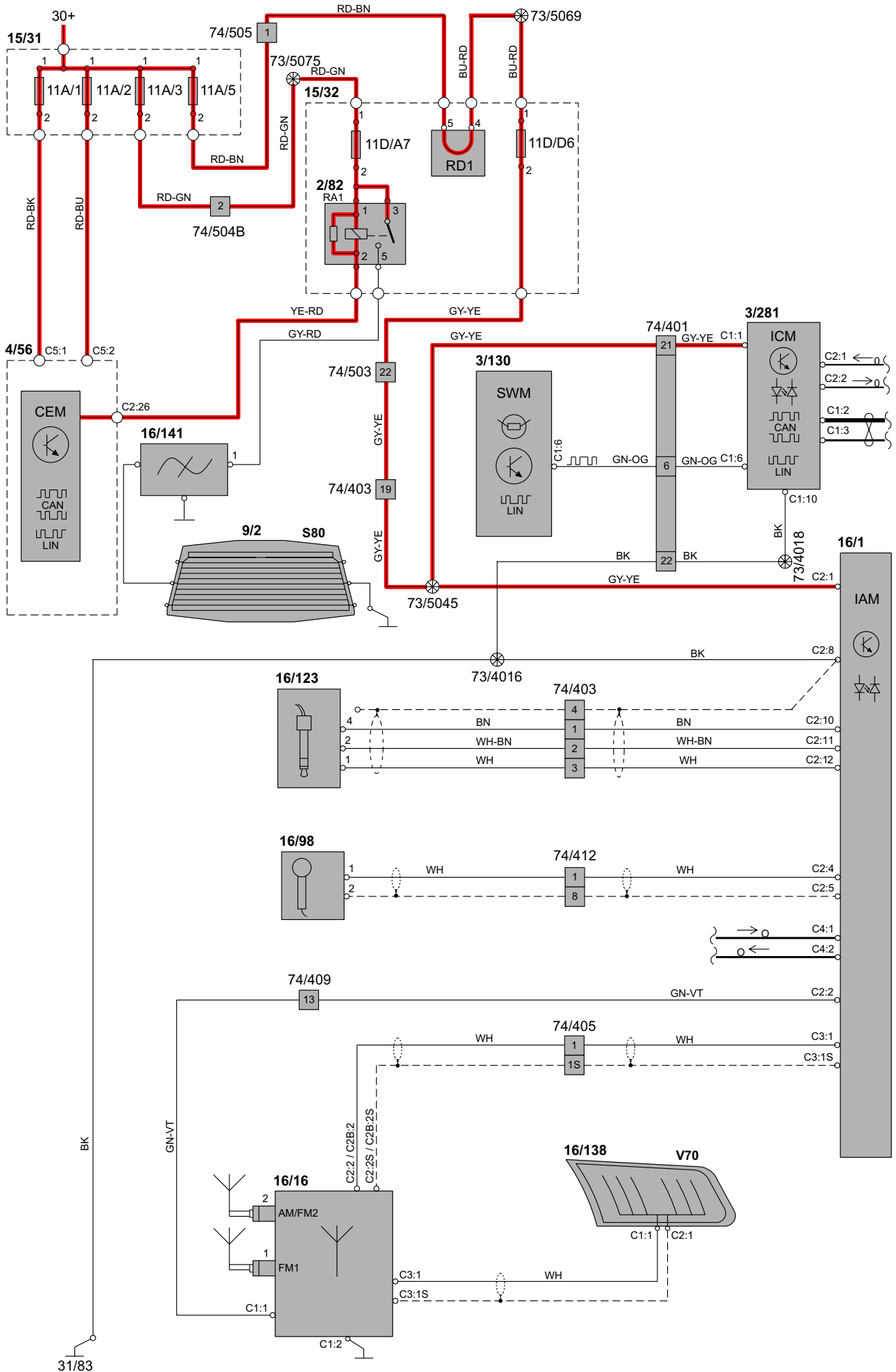
Group 39 Other Audio 1:2



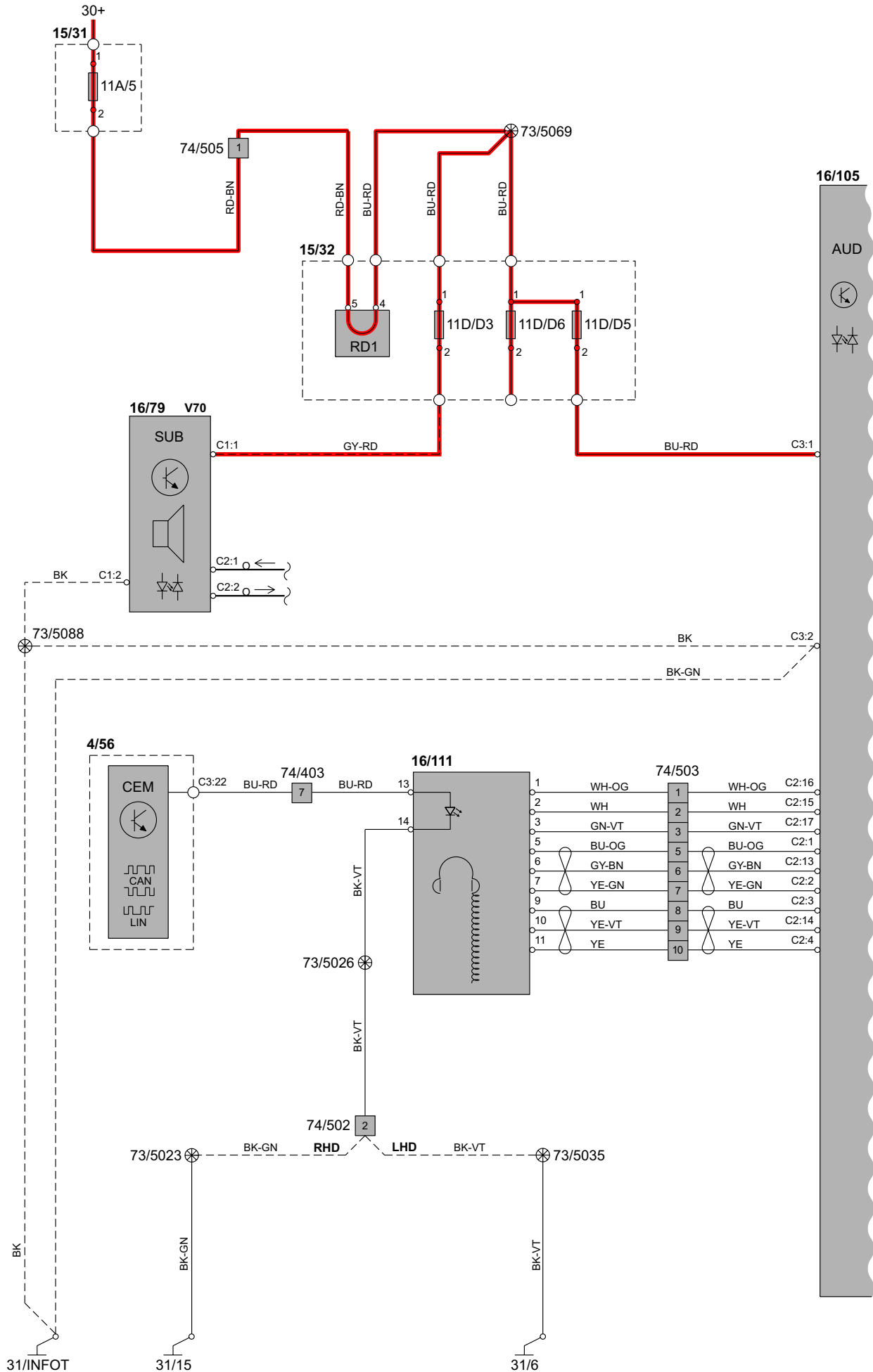
Group 39 Other Audio 2:2



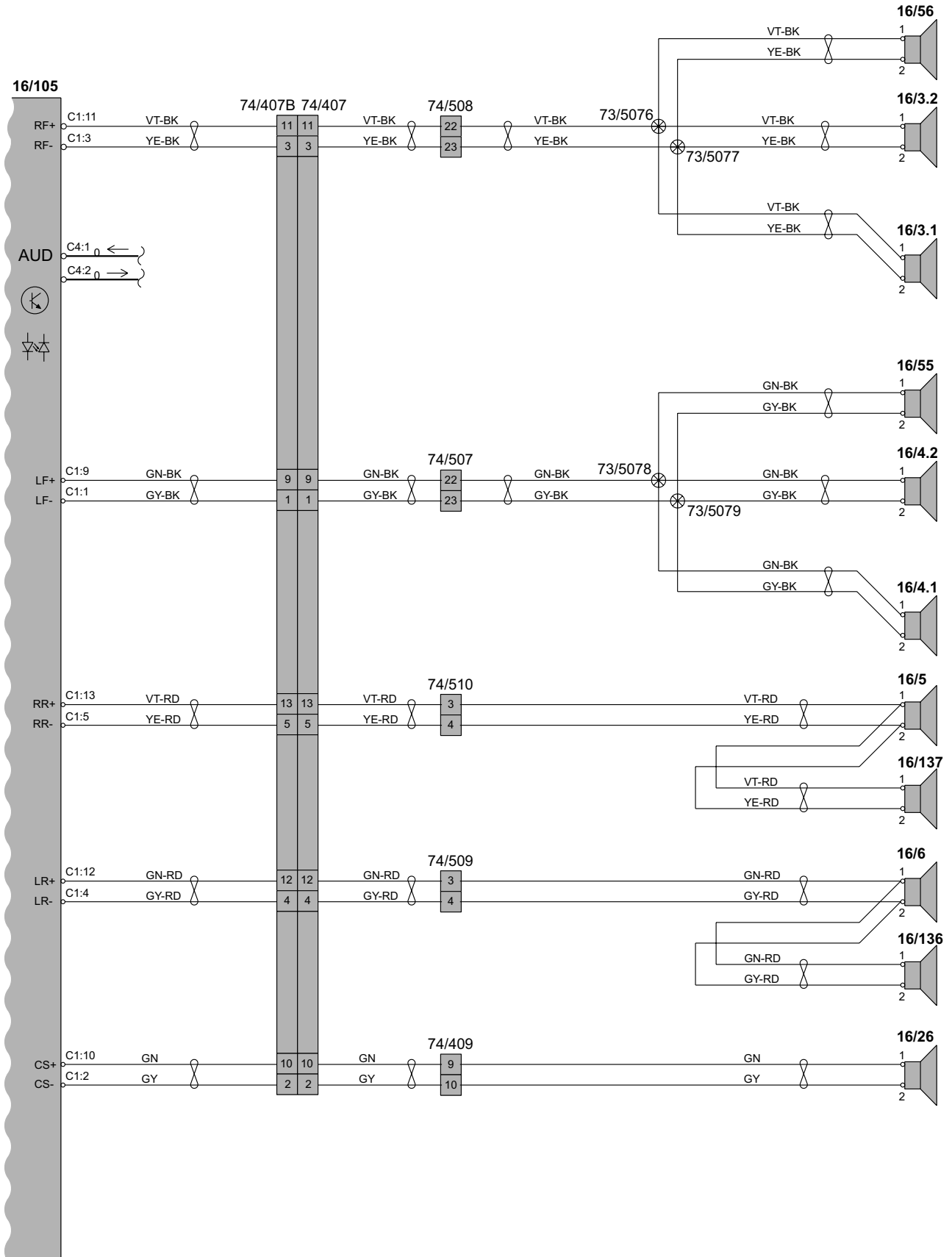
Group 39 Other Audio Premium 1:3



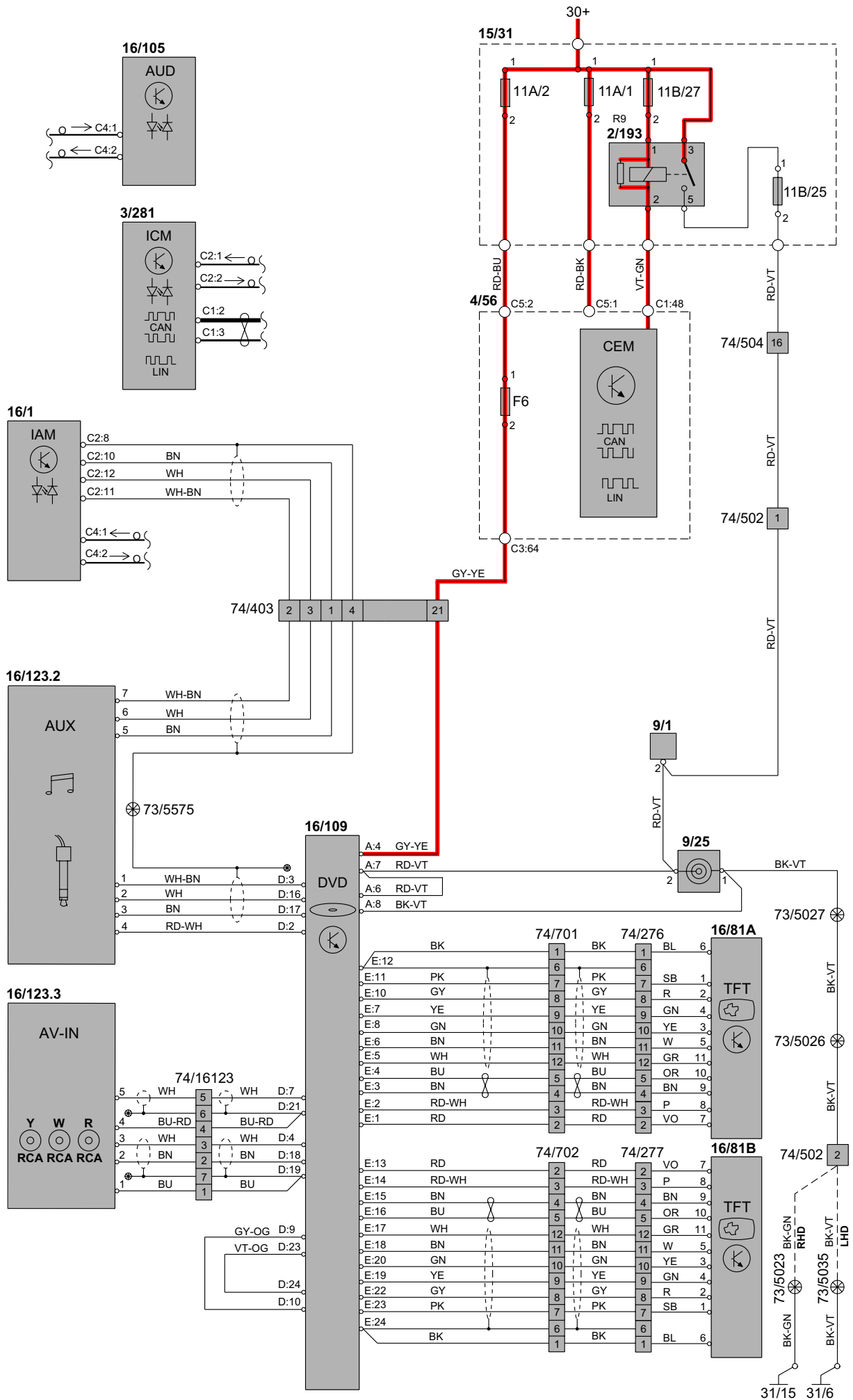
Group 39 Other Audio Premium 2:3



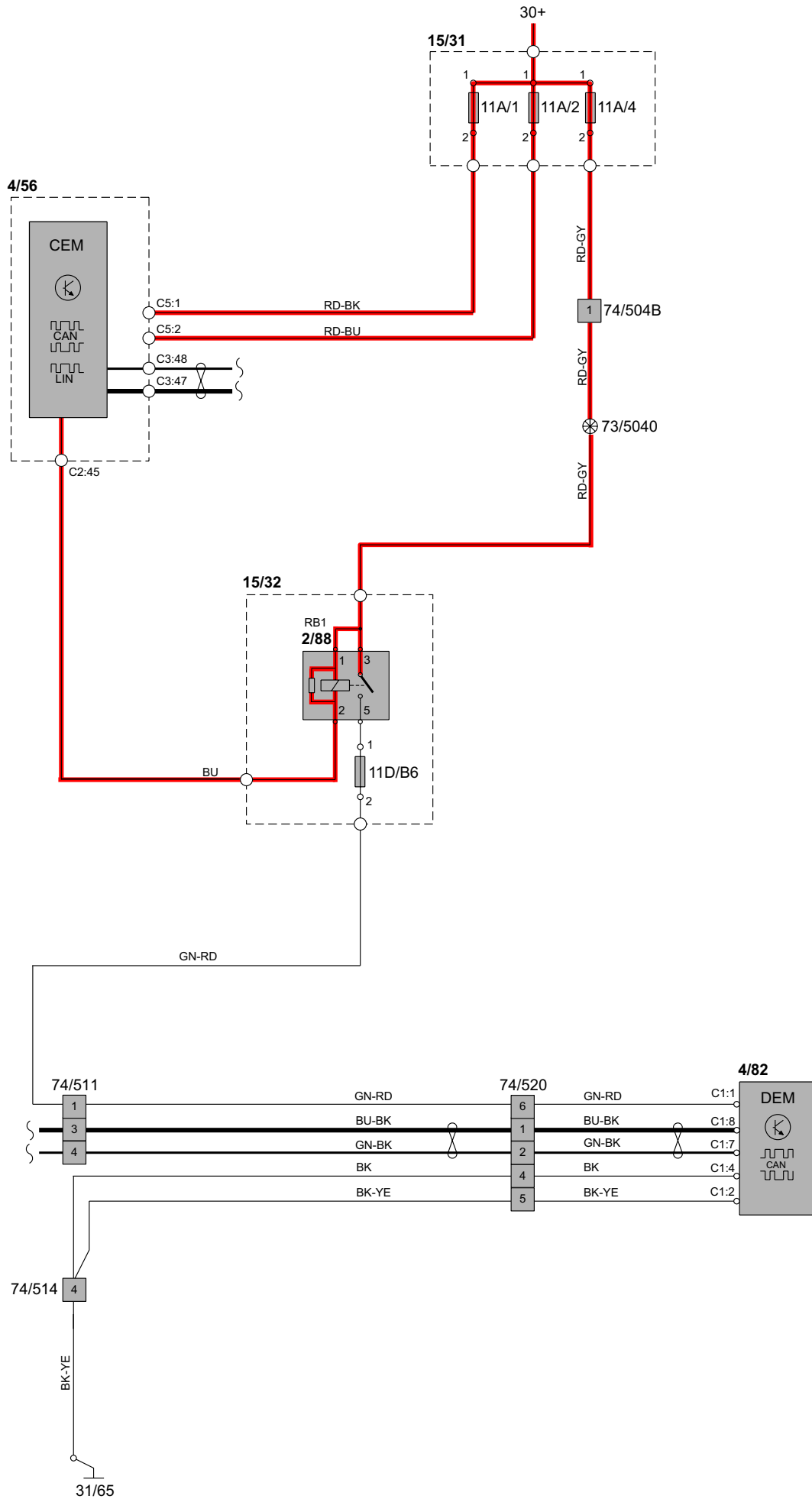
Group 39 Other Audio Premium 3:3



Group 39 Other Rear seat entertainment

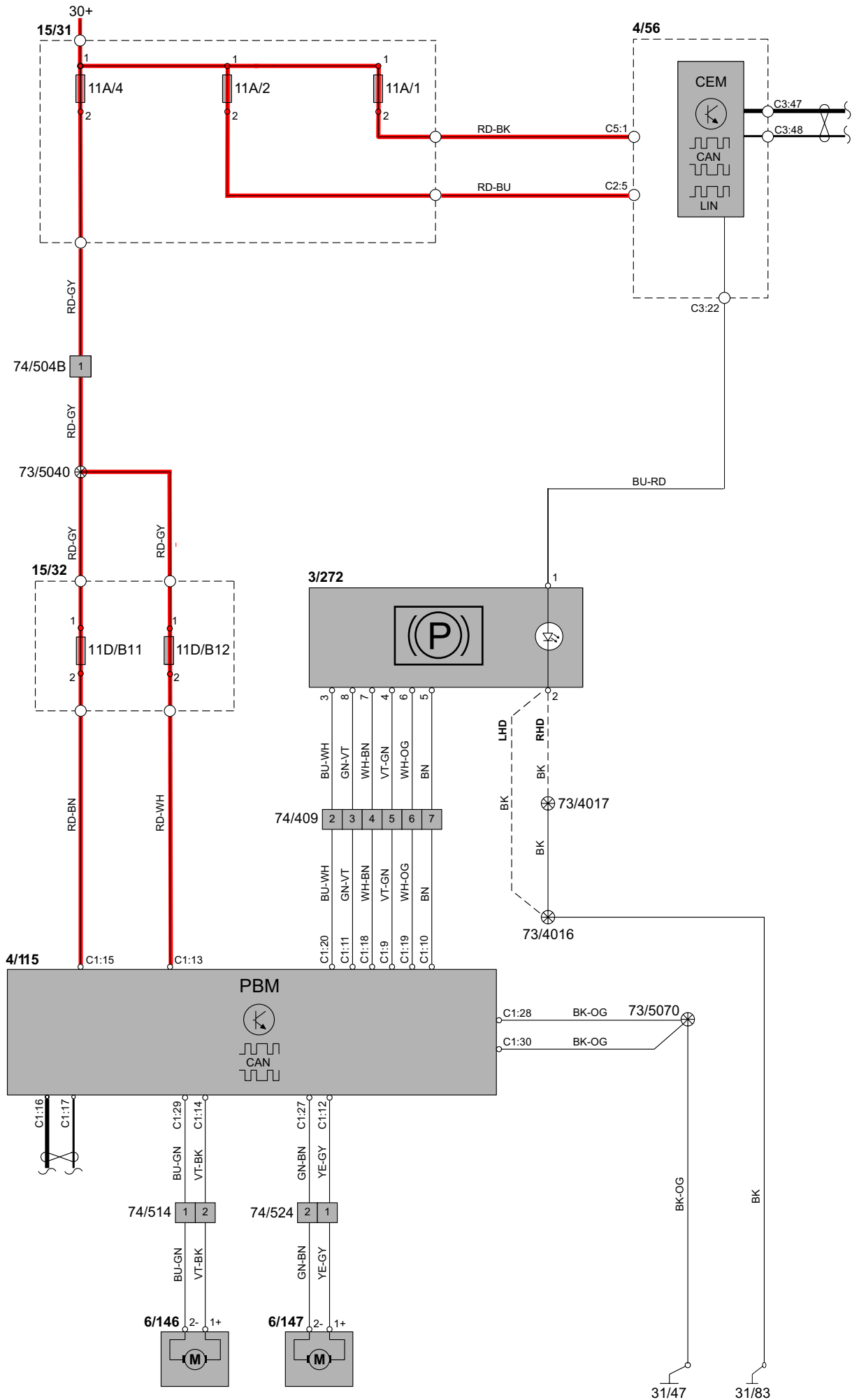


Group 43 Transmission Differential Electronic Module (DEM)



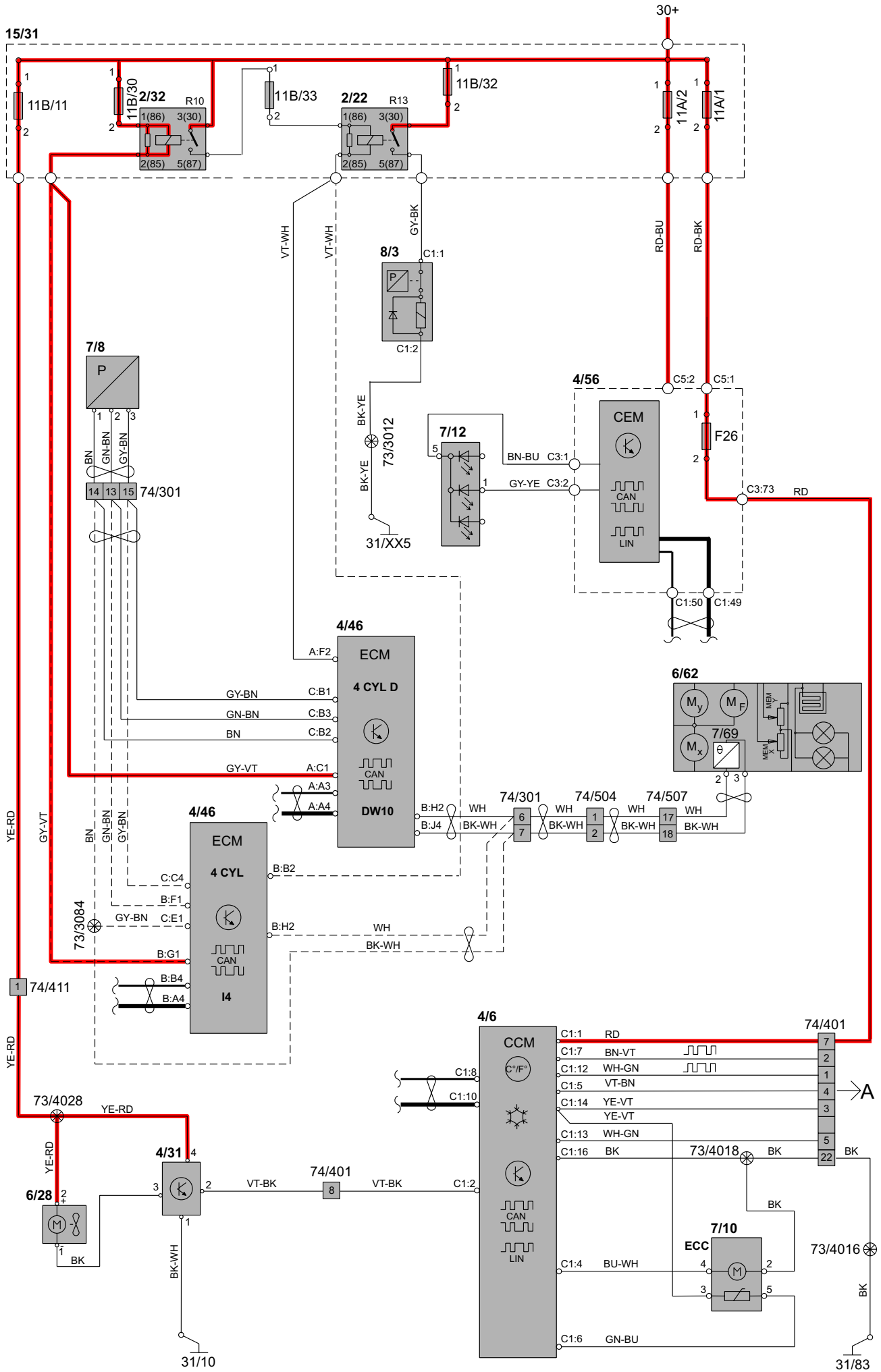
Group 55 Parking brake

Electronic parking brake



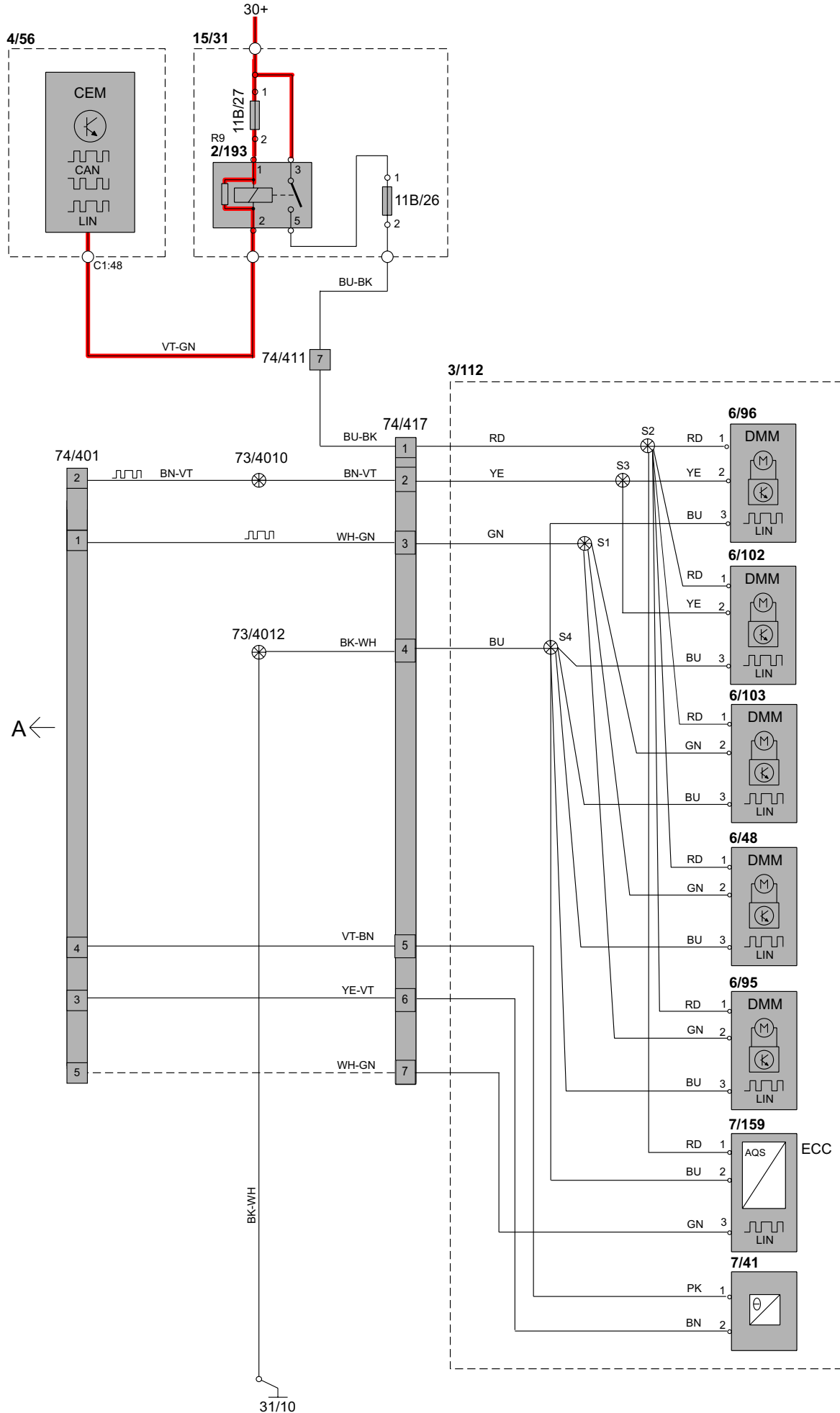
Group 87 Climate control system

Climate control system 4 Cyl. 1:2



Group 87 Climate control system

Climate control system 4 Cyl. 2:2



Connectors

74/86 - 74/301:1-12

74/86 8-pin gray

| No. | Engine | | | Engine | | |
|-----|----------|-----------------------------|-------|---------|---|-------|
| 1 | 4/46A:34 | Engine Control Module (ECM) | YE-RD | 7/172:3 | Intake camshaft position sensor, bank 2, 8 Cyl. | YE-RD |
| 2 | 73/3061 | Branching point | VT | 7/172:2 | Intake camshaft position sensor, bank 2, 8 Cyl. | VT |
| 3 | 4/46A:71 | Engine Control Module (ECM) | BU-BN | 7/156:4 | Pressure and temperature sensor, fuel | BU-BN |
| 4 | 73/3060 | Branching point | GY | 7/156:3 | Pressure and temperature sensor, fuel | GY |
| 5 | 73/3059 | Branching point | GN-BN | 7/172:1 | Intake camshaft position sensor, bank 2, 8 Cyl. | GN-BN |
| 6 | - | | - | - | | - |
| 7 | 4/46A:46 | Engine Control Module (ECM) | GY-BU | 7/156:2 | Pressure and temperature sensor, fuel | GY-BU |
| 8 | 4/46A:14 | Engine Control Module (ECM) | BU-BN | 7/156:1 | Pressure and temperature sensor, fuel | BU-BN |

74/301, 4 Cyl. 34-pin black

| No. | Engine harness | | | Engine compartment harness | | |
|-----------|----------------------|--|-------|----------------------------|---------------------------------|-------|
| 1 | 4/46B:A4 73/3014 | Engine Control Module (ECM) Branching point | BU-BK | 73/3021 | Branching point | BU-BK |
| 2 | 4/46A:A4 73/3015 | Engine Control Module (ECM), diesel Branching point | GN-BK | 73/3022 | Branching point | GN-BK |
| 3 | 4/46C:F3 | Engine Control Module (ECM), diesel | BN-WH | 4/56C1:8 | Central Electronic Module (CEM) | BN-WH |
| 4 | - | | - | - | | - |
| 5 | - | | - | - | | - |
| 6 | 4/46B:H2 | Engine Control Module (ECM) | WH | 74/504:1 | Connector | WH |
| 7 | 4/46B:J4 73/3084 | Engine Control Module (ECM), diesel Branching point | BK-WH | 74/504:2 | Connector | BK-WH |
| 8 | - | | - | - | | - |
| 9 | 4/46B:G3 4/46A:F4 | Engine Control Module (ECM) Engine Control Module (ECM), diesel | VT-OG | 4/56C1:44 | Central Electronic Module (CEM) | VT-OG |
| 10 | 4/28A:13 | Transmission Control Module (TCM) | GN-OG | 74/411:9 | Connector | GN-OG |
| 11 | 4/28A:7 | Transmission Control Module (TCM) | BN-VT | 74/411:10 | Connector | BN-VT |
| 12 | 4/46B:D2 4/46C:E3 | Engine Control Module (ECM) Engine Control Module (ECM), diesel | BU-WH | 74/504:17 | Connector | BU-WH |
| continues | | | | | | |

Connectors

74/301:13-34 - 74/302

**74/301, 4 Cyl.
34-pin black**

| No. | Engine harness | | | Engine compartment harness | | |
|-------|---------------------------------|---|-------|----------------------------|--|-------|
| 13 | 4/46B:F1 4/46C:B3 | Engine Control Module (ECM) Engine Control Module (ECM), diesel | GN-BN | 7/8:2 | Pressure sensor, climate control system | GN-BN |
| 14 | 4/46C:B2 73/3048 | Engine Control Module (ECM), diesel Branching point | BN | 7/8:1 | Pressure sensor, climate control system | BN |
| 15 | 4/46C:C4 4/46C:B1 | Engine Control Module (ECM) Engine Control Module (ECM), diesel | GY-BN | 7/8:3 | Pressure sensor, climate control system | GY-BN |
| 16-17 | - | - | - | - | - | - |
| 18 | 4/46B:E2 4/46C:G4 | Engine Control Module (ECM) Engine Control Module (ECM), diesel | VT-BN | 4/56C1:37 | Central Electronic Module (CEM) | VT-BN |
| 19 | 3/10:1 | Reversing light contact, Man | BU | 4/56C1:26 | Central Electronic Module (CEM) | BU |
| 20 | 4/46B:J2 4/46C:F4 | Engine Control Module (ECM) Engine Control Module (ECM), diesel | GY-BN | 74/504:42 | Connector | GY-BN |
| 21 | 4/28A:16 | Transmission Control Module (TCM) | BU-GY | 74/411:11 | Connector | BU-GY |
| 22 | - | - | - | - | - | - |
| 23 | 4/46B:J1 4/46C:B4 | Engine Control Module (ECM), Gasoline Engine Control Module (ECM), diesel | BU-WH | 74/411:2 | Connector | BU-WH |
| 24 | 4/46A:C3 4/46B:G2 73/3064 | Engine Control Module (ECM), diesel, Man Engine Control Module (ECM), Man Branching point, Auto | VT-BN | 11B/20:2 | Fuse, engine compartment electrical center | VT-BN |
| 25-34 | - | - | - | - | - | - |

**74/302, 4 Cyl.
1-pin black**

| No. | Engine | | | Starter motor | | |
|-----|--------|----------------------|-------|---------------|---------------|-------|
| 1 | 2/35:5 | Relay, starter motor | BU-WH | 6/25C2:1 | Starter motor | BU-WH |

Connectors

74/307 - 74/309

74/307, 4 Cyl. Diesel 4-pin black

| No. | Engine | | | Glow plug | | |
|-----|---------|-----------------|----|-----------|-----------|----|
| 1 | 73/3081 | Branching point | VT | 20/22:1 | Glow plug | VT |
| 2 | 73/3081 | Branching point | VT | 20/23:1 | Glow plug | VT |
| 3 | 73/3081 | Branching point | VT | 20/24:1 | Glow plug | VT |
| 4 | 37/3081 | Branching point | VT | 20/25:1 | Glow plug | VT |

74/309 12-pin gray

| No. | Engine compartment | | | Front parking assistance | | |
|-----|--------------------|--|-------|--------------------------|--------------------------------------|-------|
| 1 | 11B/24:2 | Fuses in the engine compartment fuse box | YE-GN | 6/104:8 | High pressure headlight washer motor | YE-GN |
| 2 | 4/56C1:47 | Central Electronic Module (CEM) | BU-BK | 6/104:3 | High pressure headlight washer motor | BU-BK |
| 3 | - | | - | - | | - |
| 4 | 74/519:12 | Connector | VT-GY | 73/3046 | Branching point | VT-GY |
| 5 | 74/519:13 | Connector | BU-GN | 7/204:2 | Front parking assistance sensor | BU-GN |
| 6 | 74/519:14 | Connector | YE-OG | 73/3047 | | YE-GO |
| 7 | 73/3035 | Branching point | BK-VT | 6/104:4 | High pressure headlight washer motor | BK-VT |
| 8 | - | | - | - | | - |
| 9 | - | | - | - | | - |
| 10 | 74/519:15 | Connector | BU-BK | 7/205:2 | Front parking assistance sensor | BU-BK |
| 11 | 74/519:16 | Connector | BU-GY | 7/206:2 | Front parking assistance sensor | BU-GY |
| 12 | 74/519:17 | Connector | BU-OG | 7/207:2 | Front parking assistance sensor | BU-OG |

Connectors

74/402 - 74/403:1-15

74/402

2-pin black

| No. | Center console harness | | | Dashboard harness | | |
|-----|------------------------|-----------------------------------|----|---|--|----|
| 1 | 3/281C2:1 | Infotainment Control Module (ICM) | OG | 16/1C4:2 | Integrated Audio Module (IAM) | OG |
| 2 | 3/281C:2 | Infotainment Control Module (ICM) | OG | 16/1C4:1 16/60C4:1 16/147C2:1 74/404 | Integrated Audio Module (IAM) Phone Module (PHM) Bluetooth Phone Module Connector | OG |

74/403

22-pin gray

| No. | Dashboard harness | | | Tunnel harness | | |
|-----------|-------------------|--|-------|------------------------|--|-------|
| 1 | 16/1C2:10 | Integrated Audio Module (IAM) | BN | 16/123:4 16/123.2:5 | Auxiliary equipment input (AUX) Auxiliary equipment input (AUX) | BN |
| 2 | 16/1C2:11 | Integrated Audio Module (IAM) | WH-BN | 16/123:2 16/123.2:7 | Auxiliary equipment input (AUX) Auxiliary equipment input (AUX) | WH-BN |
| 3 | 16/1C2:12 | Integrated Audio Module (IAM) | WH | 16/123:1 16/123.2:6 | Auxiliary equipment input (AUX) Auxiliary equipment input (AUX) | WH |
| 4 | 16/1C2:8 | Integrated Audio Module (IAM) | - | 73/5575 | Branching point | - |
| 5 | - | | - | - | | - |
| 6 | 4/56C3:68 | Central Electronic Module (CEM) | BU-RD | 3/65:1 | Switch, heated rear seat | BU-RD |
| 7 | 4/56C3:22 | Central Electronic Module (CEM) | BU-RD | 16/111:13 10/72:1 | Rear headphone sockets Front ashtray lighting | BU-RD |
| 8 | 74/411:9 | Connector | GN-RD | 3/156A:3 | Gear Selector Module (GSM) | GN-OG |
| 9 | 74/411:11 | Connector | BU-GY | 3/156A:1 | Gear Selector Module (GSM) | BU-GY |
| 10 | 16/46C2:5 | High Level Display Front module (HLDF) | BK | 74/503:12 | Connector | BK |
| 11 | - | | - | - | | - |
| 12 | 16/60C1:18 | Phone Module (PHM) | - | 16/62:3 | Hand unit, mobile phone | - |
| 13 | 16/60C1:17 | Phone Module (PHM) | GN-WH | 16/62:5 | Hand unit, mobile phone | GN-WH |
| 14 | 16/60C1:8 | Phone Module (PHM) | WH-BU | 16/62:4 | Hand unit, mobile phone | WH-BU |
| 15 | 16/60C1:19 | Phone Module (PHM) | WH-BN | 16/62:1 | Hand unit, mobile phone | WH-BN |
| continues | | | | | | |

Connectors

74/403:16-22 - 74/411:1-5

74/403

22-pin gray

| No. | Dashboard harness | | Tunnel harness | | | |
|-----|--------------------------|--|----------------|-----------|-------------------------------------|-------|
| 16 | 16/60C1:20 | Phone Module (PHM) | WH | 16/62:2 | Hand unit, mobile phone | WH |
| 17 | 16/46C2:1 | High Level Display Front module (HLDF) | RD-BN | 74/503:14 | Connector | RD-BN |
| 18 | 16/60C1:5 16/147C1:32 | Phone Module (PHM) Bluetooth Phone Module (BPM) | YE | 74/503:13 | Connector | YE |
| 19 | 73/5045 | Branching point | GY-YE | 74/503:22 | Connector | GY-YE |
| 20 | 4/56C3:43 | Central Electronic Module (CEM) | WH-BN | 8/134:1 | Solenoid, reverse interlock, manual | WH-BN |
| 21 | 4/56C3:64 | Central Electronic Module (CEM) | GY-YE | 16/109A:4 | DVD player/control module | GY-YE |
| 22 | 74/411:10 | Connector | BN-VT | 3/156A:2 | Gear Selector Module (GSM) | BN-VT |

74/404

2-pin black

| No. | Dashboard harness | | Infotainment harness | | | |
|-----|-------------------------------------|---|----------------------|--------------------------------------|--|----|
| 1 | 74/402:2 | Connector | OG | 16/105C4:2 16/108C3:2 74/529:2 | Audio module (AUD) Multimedia Module (MMM) Connector | OG |
| 2 | 16/1C4:1 16/60C4:2 16/147C2:2 | Integrated Audio Module (AIM) Phone Module (PHM) Bluetooth Phone Module (BPM) | OG | 16/105C4:1 16/108C3:1 74/529:1 | Audio module (AUD) Multimedia Module (MMM) Connector | OG |

74/411

26-pin gray

| No. | Engine compartment harness | | Dashboard harness | | | |
|-----------|----------------------------|---|-------------------|-----------|------------------------------|-------|
| 1 | 11B/11:2 | Fuse, engine compartment electrical center | YE-RD | 73/4028 | Branching point | YE-RD |
| 2 | 73/4027 | Branching point | BU | 74/301:23 | Connector | BU-WH |
| 3 | 73/3052 11B/18:2 | Branching point Fuses in the engine compartment fuse box | GY-OG | 4/80C1:14 | Forward Sensing Module (FSM) | GY-OG |
| 4 | 7/203:4 | Forward-aimed radar (FLR) | YE-RD | 4/80C1:8 | Forward Sensing Module (FSM) | YE-RD |
| 5 | 7/203:3 | Forward-aimed radar (FLR) | GY-BU | 4/80C1:9 | Forward Sensing Module (FSM) | GY-BU |
| continues | | | | | | |

Connectors

74/411:6-26 - 74/412:1-4

74/411

26-pin gray

| No. | Engine compartment harness | | | Dashboard harness | | |
|-------|----------------------------|---|-------|----------------------|--|-------|
| 6 | 10/1:8 10/2:8 | Lamp housing, front left Lamp housing, front right | BK | 73/4017 73/4016 | Branching point, LHD Branching point, RHD | BK |
| 7 | 11B/26:2 | Fuse, engine compartment electrical center | BU-BK | 74/414:3 74/417:1 | Connector Connector | BU-BK |
| 8 | - | | - | - | | - |
| 9 | 74/301:10 | Connector | GN-OG | 74/403:8 | Connector | GN-RD |
| 10 | 74/301:11 | Connector | BN-VT | 74/403:22 | Connector | BN-VT |
| 11 | 74/301:21 | Connector | BU-GY | 74/403:9 | Connector | BU-GY |
| 12 | 11B/23:2 | Fuse, engine compartment electrical center | RD-BK | 3/111:1 | Light Switch Module (LSM) | RD-BK |
| 13 | 10/1:12 10/2:12 | Lamp housing, front left Lamp housing, front right | VT-GN | 3/111:4 | Light Switch Module (LSM) | VT-GN |
| 14-20 | - | | - | - | | - |
| 21 | 7/178:1 | Front impact sensor, right | WH-GN | 4/9C2:50 | Supplemental restraint system module (SRS) | WH-GN |
| 22 | 7/178:2 | Front impact sensor, right | YE-RD | 4/9C2:49 | Supplemental restraint system module (SRS) | YE-RD |
| 23 | 7/179:1 | Front impact sensor, left | WH-BU | 4/9C2:75 | Supplemental restraint system module (SRS) | WH-BU |
| 24 | 7/179:2 | Front impact sensor, left | GY-BN | 4/9C2:74 | Supplemental restraint system module (SRS) | GY-BN |
| 25 | 11B/20:2 | Fuse, engine compartment electrical center | VT-BN | 4/9C2:68 | Supplemental restraint system module (SRS) | VT-BN |
| 26 | - | | - | - | | - |

74/412

16-pin green

| No. | Floor harness | | | Roof harness | | |
|-----------|---------------|---------------------------------|-------|--------------|------------------------------|-------|
| 1 | 16/1C2:4 | Integrated Audio Module (IAM) | WH | 16/98:1 | Microphone | WH |
| 2 | 4/56C4:4 | Central Electronic Module (CEM) | GY-BN | 4/119.2:2 | Remote Receiver Module (RRX) | GY-BN |
| 3 | 4/56C4:16 | Central Electronic Module (CEM) | RD-BN | 4/119.2:1 | Remote Receiver Module (RRX) | RD-BN |
| 4 | 16/60C1:14 | Phone Module (PHM) | - | 3/267:2 | Switch unit, telematics | - |
| continues | | | | | | |

Connectors

74/412:5-16 - 74/418 RHD

74/412 16-pin green

| No. | Floor harness | | | Roof harness | | |
|-----|---------------|--|-------|--------------|----------------------------|-------|
| 5 | 16/60C1:3 | Phone Module (PHM) | BU-GY | 3/267:3 | Switch unit, telematics | BU-GY |
| 6 | 4/9C2:70 | Supplemental restraint system module (SRS) | GN-WH | 3/117C1:7 | Switch unit, ceiling light | GN-WH |
| 7 | 4/80C1:1 | Forward Sensing Module (FSM) | GY-BK | 9/39:1 | Heating element camera | GY-BK |
| 8 | 16/1C2:5 | Integrated Audio Module (IAM) | - | 16/98:2 | Microphone | - |
| 9 | 4/80C1:14 | Forward Sensing Module (FSM) | BK | 9/39:2 | Heating element camera | BK |
| 10 | 4/9C2:47 | Supplemental Restraint System Module (SRS) | GY-BU | 3/117C1:7 | Switch unit, ceiling light | GY-BU |
| 11 | 16/60C1:15 | Phone Module (PHM) | WH | 3/267:1 | Switch unit, telematics | WH |
| 12 | 73/4019 | Branching point | BU-WH | 73/4020 | Branching point | BU-WH |
| 13 | 16/60C1:2 | Phone Module (PHM) | GY-VT | 3/267:6 | Switch unit, telematics | GY-VT |
| 14 | 16/60C1:1 | Phone Module (PHM) | BN-GN | 3/267:5 | Switch unit, telematics | BN-GN |
| 15 | 16/60C1:4 | Phone Module (PHM) | YE-VT | 3/267:4 | Switch unit, telematics | YE-VT |
| 16 | 16/60C1:13 | Phone Module (PHM) | VT | 3/267:7 | Switch unit, telematics | VT |

74/418 RHD 6-pin gray

| No. | Engine compartment | | | Dashboard | | |
|-----|--------------------|------------------------|----|-----------|------------------------------|----|
| 1 | 27/5C1:1 | Forward looking camera | WH | 4/80C2:1 | Forward Sensing Module (FSM) | WH |
| 2 | 27/5C1:2 | Forward looking camera | BN | 4/80C2:2 | Forward Sensing Module (FSM) | BN |
| 3 | 27/5C1:3 | Forward looking camera | GN | 4/80c2:3 | Forward Sensing Module (FSM) | GN |
| 4 | 27/5C1:4 | Forward looking camera | PK | 4/80c2:4 | Forward Sensing Module (FSM) | PK |
| 5 | 27/5C1:5 | Forward looking camera | GY | 4/80c2:5 | Forward Sensing Module (FSM) | GY |
| 6 | 27/5C1:6 | Forward looking camera | YE | 4/80c2:6 | Forward Sensing Module (FSM) | YE |
| S | 27/5C1:S | Forward looking camera | - | 4/80c2:S | Forward Sensing Module (FSM) | - |

Connectors

74/511

74/511

22-pin gray

| No. | Floor harness | | | Left rear axle harness | | |
|-----|----------------------|--|-------|------------------------|---|--------|
| 1 | 11D/B6:2 | Fuse, rear electrical center | GN-RD | 74/520:6 | Connector | GN-RD |
| 2 | 31/65 | Ground connection | BK-YE | 73/5087 | Branching point | BK-YE |
| 3 | 73/5015 74/504:44 | Branching point Connector | BU-BK | 74/520:1 | Connector | BU-BK |
| 4 | 73/5016 74/504:45 | Branching point Connector | GN-BK | 74/520:2 | Connector | GN-BK |
| 5 | - | | - | - | | - |
| 6 | 74/504:12 | Connector | GN-RD | 7/56:2 | Sensor ABS, rear left | BN |
| 7 | 74/504:11 | Connector | BU-OG | 7/56:1 | Sensor ABS, rear left | WH |
| 8 | 73/5015 | Branching point | BU-BK | 73/5080 74/511:3 | Branching point Connector, 2WD | BU-BK |
| 9 | 73/5016 | Branching point | GN-BK | 73/5081 74/511:4 | Branching point Connector, 2WD | GN-BK |
| 10 | - | | - | - | | - |
| 11 | - | | - | - | | - |
| 12 | 74/525:4 | Connector | GN-BU | 8/22:1 | Shock absorber, Four-C, rear left | GN-BU |
| 13 | 74/525:5 | Connector | YE-BU | 8/22:2 | Shock absorber, Four-C, rear left | YE-BU |
| 14 | 74/525:1 | Connector | YE-GN | 7/120:5 | Height sensor, suspension, rear left | YE-GN |
| 15 | 74/525:2 | Connector | GN-BN | 7/120:1 | Height sensor, suspension, rear left | GN-BN |
| 16 | 74/525:3 | Connector | VT-WH | 7/120:4 | Height sensor, suspension, rear left | VT-WH |
| 17 | 74/504:18 | Connector | YE-OG | 4/83:5 | Fuel pump control module | YE-OG |
| 18 | 4/56C2:48 6/33:1 | Central Electronic Module (CEM) Fuel pump | GN-BU | 6/33:1 26/5 | Fuel pump DC/AC converter, fuel tank | GN-BU |
| 19 | 4/56C2:30 6/33:2 | Central Electronic Module (CEM) Fuel pump | YE-VT | 6/33:2 26/5 | Fuel pump DC/AC converter, fuel tank | YE-VT |
| 20 | 4/56C2:43 | Central Electronic Module (CEM) | GN-OG | 6/33:6 | Fuel pump | GN-OG |
| 21 | 73/5044 | branching point | BU-WH | 26/5 | DC/AC converter, fuel tank | -BU-WH |
| 22 | - | | - | - | | - |

Connectors

74/514 - 74/519:1-12

74/514 4-pin gray

| No. | Floor harness | | Left rear axle harness | | | |
|-----|---------------|---------------------------------|------------------------|----------------------|---------------------------------------|-------------|
| 1 | 4/115C1:29 | Parking Brake Module (PBM) | BU-GN | 6/146:2 | Lock motor, rear left brake disc | BU-GN |
| 2 | 4/115C1:14 | Parking Brake Module (PBM) | VT-BK | 6/146:1 | Lock motor, rear left brake disc | VT-BK |
| 3 | 4/56C2:76 | Central Electronic Module (CEM) | YE-OG | 4/83:4 6/33:4 | Fuel pump control module Fuel pump | YE-OG |
| 4 | 31/65 | Ground connection | BK-YE | 74/520:4 74/520:2 | Connector Connector | BK BK-YE |

74/519 22-pin gray

| No. | Infotainment harness | | | Engine compartment harness | | |
|-----------|----------------------|---------------------------------|-------|----------------------------|--|-------|
| 1 | 4/84C1:6 | Suspension Module (SUM) | BU-BK | 8/20:1 | Shock absorber, Four-C, front left | BU-BK |
| 2 | 4/84C1:7 | Suspension Module (SUM) | VT-BN | 8/20:2 | Shock absorber, Four-C, front left | VT-BN |
| 3 | 4/84C1:9 | Suspension Module (SUM) | GY-YE | 8/21:1 | Shock absorber, Four-C, front right | GY-YE |
| 4 | 4/84C1:8 | Suspension Module (SUM) | BU-OG | 8/21:2 | Shock absorber, Four-C, front right | BU-OG |
| 5 | 73/5052 | Branching point | YE-GN | 7/118:5 | Height sensor, suspension, front left | YE-GN |
| 6 | 4/84C1:12 | Suspension Module (SUM) | BU-RD | 7/118:4 | Height sensor, suspension, front left | BU-RD |
| 7 | 73/5066 | Branching point | YE-GN | 73/3077 | Branching point | YE-GN |
| 8 | 4/84C1:27 | Suspension Module (SUM) | GY-VT | 7/119:4 | Height sensor, suspension, front right | GY-VT |
| 9 | 4/84C1:22 | Suspension Module (SUM) | BU-GY | 7/88:1 | Acceleration sensor, Four-C, front right | BU-GY |
| 10 | 4/84C1:10 | Suspension Module (SUM) | VT-RD | 7/87:1 | Acceleration sensor, Four-C, front left | VT-RD |
| 11 | 4/84C1:19 | Suspension Module (SUM) | GN-BN | 73/3078 | Branching point | GN-BN |
| 12 | 4/86C2:2 | Parking Assistance Module (PAM) | VT-GY | 74/309:4 | Connector | VT-GY |
| continues | | | | | | |

Connectors

74/519:13-22 - 74/520

74/519 22-pin gray

| No. | Infotainment harness | | | Engine compartment harness | | |
|-------|----------------------|---------------------------------|-------|----------------------------|-----------|-------|
| 13 | 4/86C2:5 | Parking Assistance Module (PAM) | BU-GN | 74/309:5 | Connector | BU-GN |
| 14 | 4/86C2:1 | Parking Assistance Module (PAM) | YE-OG | 74/309:6 | Connector | YE-OG |
| 15 | 4/86C2:6 | Parking Assistance Module (PAM) | BU-BK | 74/309:10 | Connector | BU-BK |
| 16 | 4/86C2:7 | Parking Assistance Module (PAM) | BU-GY | 74/309:11 | Connector | BU-GY |
| 17 | 4/86C2:8 | Parking Assistance Module (PAM) | BU-OG | 74/309:12 | Connector | BU-OG |
| 18-22 | - | | - | - | | - |

74/520 6-pin gray

| No. | Left rear axle harness | | | All wheel drive harness | | |
|-----|------------------------|-----------|-------|-------------------------|--------------------------------------|-------|
| 1 | 74/511:3 | Connector | BU-BK | 4/82C1:8 | Differential Electronic Module (DEM) | BU-BK |
| 2 | 74/511:4 | Connector | GN-BK | 4/82C1:7 | Differential Electronic Module (DEM) | GN-BK |
| 3 | - | | - | - | | - |
| 4 | 74/514:4 | Connector | BK | 4/82C1:4 | Differential Electronic Module (DEM) | BK |
| 5 | 74/514:4 | Connector | BK-YE | 4/82C1:2 | Differential Electronic Module (DEM) | BK-YE |
| 6 | 74/511:1 | Connector | GN-RD | 4/82C1:1 | Differential Electronic Module (DEM) | GN-RD |

Connectors

74/602 - 74/603:1-4

74/602 14-pin gray, V70

| No. | Floor harness | | | Trunk lid harness | | |
|-----|------------------------|---|-------|-------------------|-------------------------------|-------|
| 1 | 2/82:5 | Relay, heated rear window | GY-RD | 9/2A:1 | Rear window defroster | GY-RD |
| 2 | 4/56C2:34 4/110C2:3 | Central Electronic Module (CEM) Trailer Module (TRM) | YE-GY | 10/19:2 | Auxiliary brake light | BK |
| 3 | 4/56C2:59 | Central Electronic Module (CEM) | GY-BN | 73/6002 | Branching point | BK |
| 4 | 4/56C2:73 | Central Electronic Module (CEM) | GN-BN | 73/6003 | Branching point | BK |
| 5 | 4/56C2:39 | Central Electronic Module (CEM) | BN-GN | 73/6004 | Branching point | BK |
| 6 | 10/25:4 | Ceiling light, cargo compartment | BU-BK | 3/78:3 | Lock unit, trunk lid/tailgate | BK |
| 7 | 73/5105 | Branching point | BK-OG | 73/6001 | Branching point | BK-OG |
| 8 | 2/16:3 | Relay, rear window wiper | GY-BU | 6/32:1 | Rear window wiper motor | BK |
| 9 | 4/56C2:52 | Central Electronic Module (CEM) | YE-VT | 10/3:1 | License plate lighting | YE-VT |
| 10 | 4/56C2:72 | Central Electronic Module (CEM) | GN-VT | 3/78:6 | Lock unit, trunk lid/tailgate | BK |
| 11 | 4/56C2:71 | Central Electronic Module (CEM) | GY-BN | 3/78:4 | Lock unit, trunk lid/tailgate | BK |
| 12 | 4/56C2:53 | Central Electronic Module (CEM) | GN-YE | 3/78:2 | Lock unit, trunk lid/tailgate | GN-YE |
| 13 | 4/56C2:10 4/116C2:5 | Central Electronic Module (CEM) Power Operated Tailgate Module (POT) | YE-GO | 3/78:5 | Lock unit, trunk lid/tailgate | YE-OG |
| 14 | 2/16:2 | Relay, rear window wiper | VT-GN | 6/32:2 | Rear window wiper motor | BK |

74/603 22-pin gray, V70

| No. | Floor harness | | | Trunk lid harness | | |
|-----------|------------------------|--|-------|-------------------|-------------------------------|-------|
| 1 | 4/116C2:7 4/93C2:1 | Power Operated Tailgate Module (POT) Keyless Vehicle Module (KVM) | GN-WH | 3/78:7 | Lock unit, trunk lid/tailgate | GN-WH |
| 2 | 4/93C3:3 4/116C2:14 | Keyless Vehicle Module (KVM) Power Operated Tailgate Module (POT) | GN-OG | 3/78:8 | Lock unit, trunk lid/tailgate | GN-OG |
| 3 | - | - | - | - | - | - |
| 4 | 4/116C2:6 | Power Operated Tailgate Module (POT) | YE-OG | 3/78:9 | Lock unit, trunk lid/tailgate | YE-OG |
| continues | | | | | | |

Connectors

74/603:5-22 - 74/16123

74/603

22-pin gray, V70

| No. | Floor harness | | | Trunk lid harness | | |
|-------|------------------------|--|-------|-------------------|--------------------------------------|-------|
| 5 | 4/116C2:1 | Power Operated Tailgate Module (POT) | GN-OG | 6/149:3 | Tailgate closing motor | GN-OG |
| 6 | 4/116C2:8 | Power Operated Tailgate Module (POT) | GN-BU | 6/149:4 | Tailgate closing motor | GN-BU |
| 7 | 4/116C2:9 | Power Operated Tailgate Module (POT) | GN | 6/149:2 | Tailgate closing motor | GN |
| 8 | - | | - | - | | - |
| 9 | 4/116C2:4 | Power Operated Tailgate Module (POT) | GY-BN | 3/291:1 | Tailgate closing switch | GY-BN |
| 10 | 73/5044 | Branching point | BU-WH | 3/291:5 | Tailgate closing switch | BU-WH |
| 11 | 4/116C2:2 4/93C5:18 | Power Operated Tailgate Module (POT) Keyless Vehicle Module (KVM) | GY-YE | 3/35:3 | Switch, handle, trunk lid/tailgate | GY-YE |
| 12 | 4/116C2:11 | Power Operated Tailgate Module (POT) | BN-VT | 7/227A:1 | Tailgate pinch sensor, right | BN-VT |
| 13 | 4/116C2:10 | Power Operated Tailgate Module (POT) | BN-VT | 7/227B:1 | Tailgate pinch sensor, left | BN-VT |
| 14 | - | | - | - | | - |
| 15 | 73/5110 | Branching point | VT | 16/132:2 | Antenna door lock trunk lid/tailgate | VT |
| 16 | 73/5109 | Branching point | GN-OG | 16/132:1 | Antenna door lock trunk lid/tailgate | GN-OG |
| 17-22 | - | | - | - | | - |

74/16123

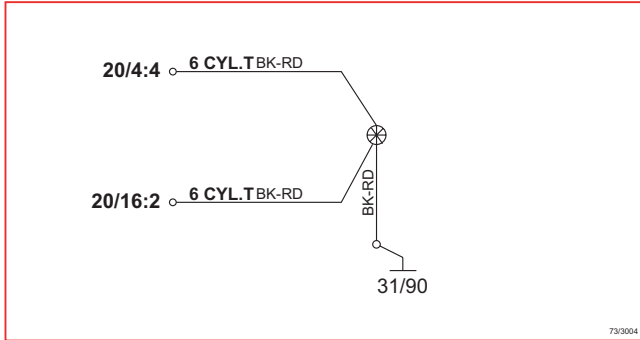
7-pin green

| No. | Tunnel RSE | | | RSE-AUX input | | |
|-----|------------|---------------------------|-------|---------------|---------------|-------|
| 1 | 16/109D:19 | DVD player/control module | BU | 16/123.3:1 | RSE-AUX input | BU |
| 2 | 16/109D:18 | DVD player/control module | BN | 16/123.3:2 | RSE-AUX input | BN |
| 3 | 16/109D:4 | DVD player/control module | WH | 16/123.3:3 | RSE-AUX input | WH |
| 4 | 16/109D:21 | DVD player/control module | BU-RD | 16/123.3:4 | RSE-AUX input | BU-RD |
| 5 | 16/109D:7 | DVD player/control module | WH | 16/123.3:5 | RSE-AUX input | WH |
| 6 | 16/109D:21 | DVD player/control module | - | - | | - |
| 7 | 16/109D:19 | DVD player/control module | - | - | | - |

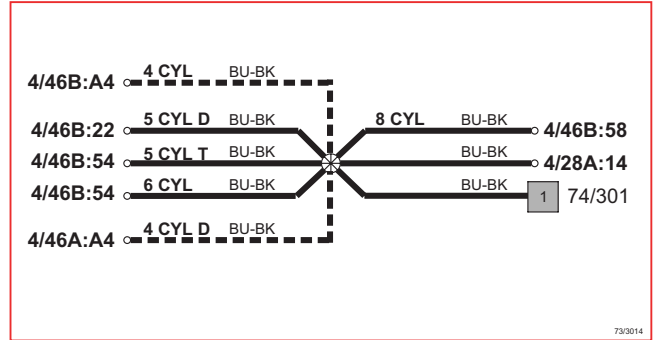
Branching points

73/3004 - 73/3039 4 Cyl.

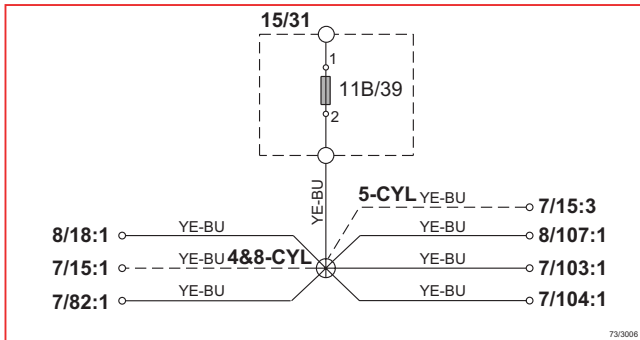
73/3004



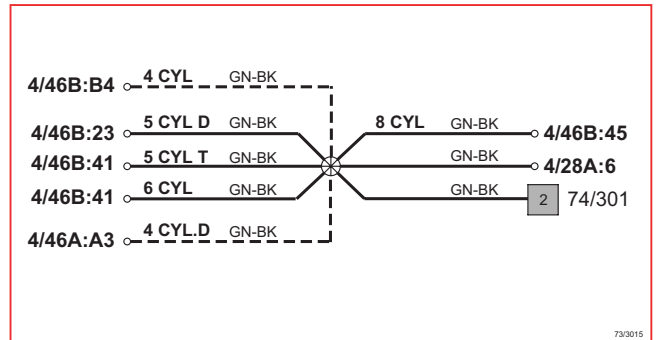
73/3014



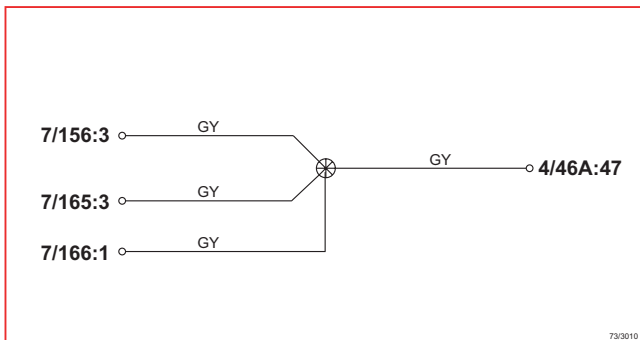
73/3006



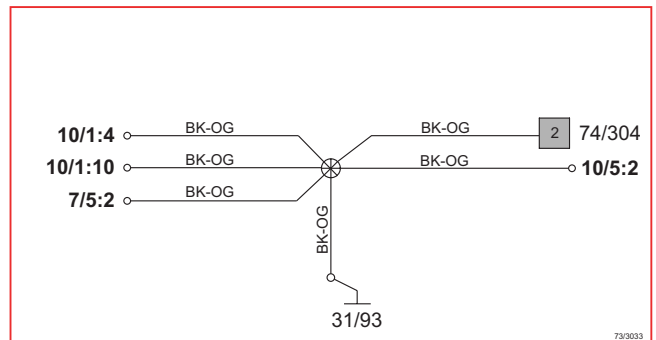
73/3015



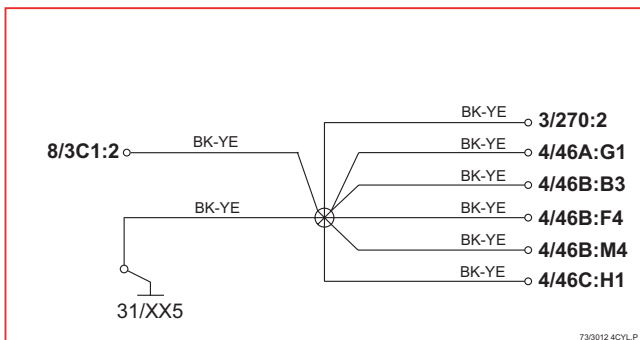
73/3010



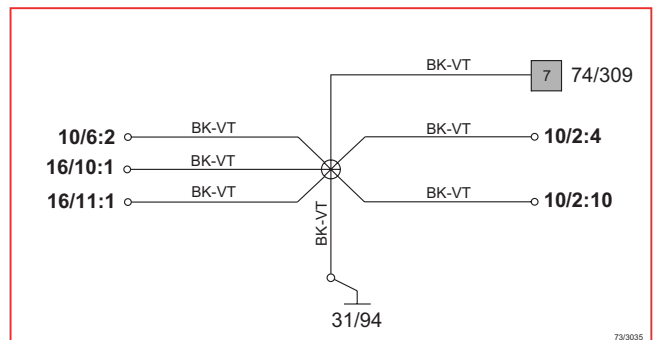
73/3033



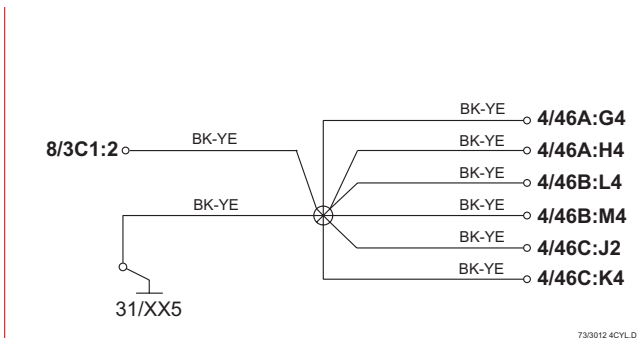
73/3012 4 Cyl.



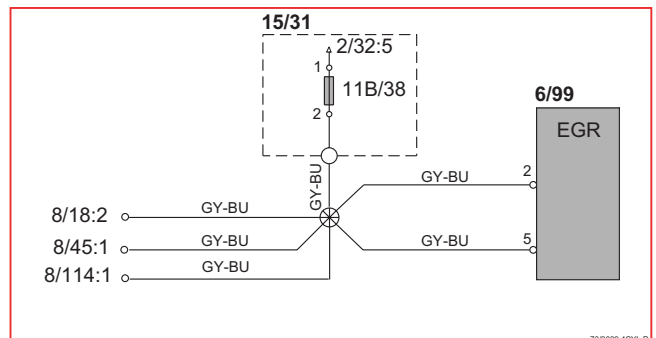
73/3035



73/3012 4 Cyl. Diesel



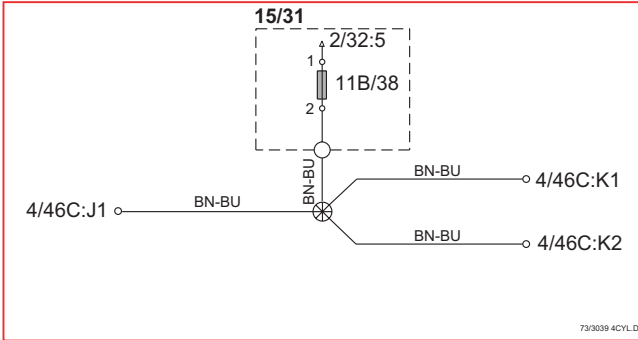
73/3039 4 Cyl.



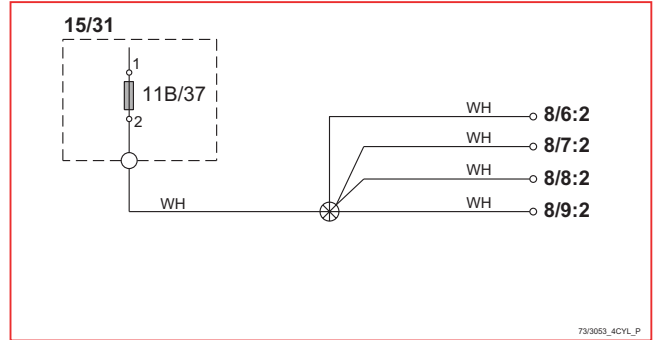
Branching points

73/3039 - 73/3059

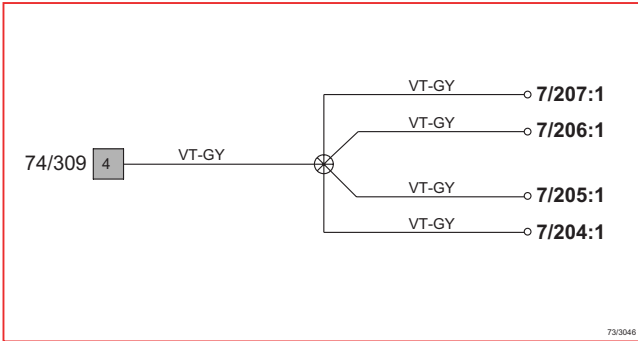
73/3039 4 Cyl. Diesel



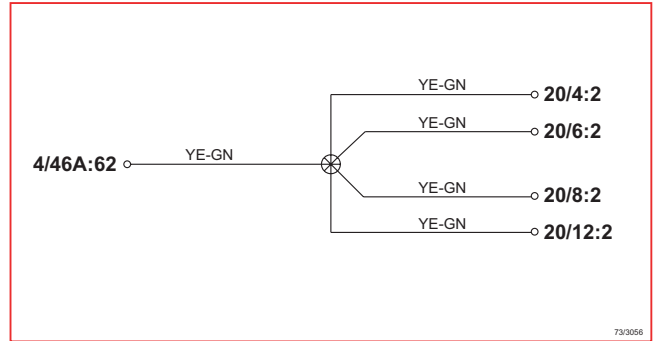
73/3053 4 Cyl.



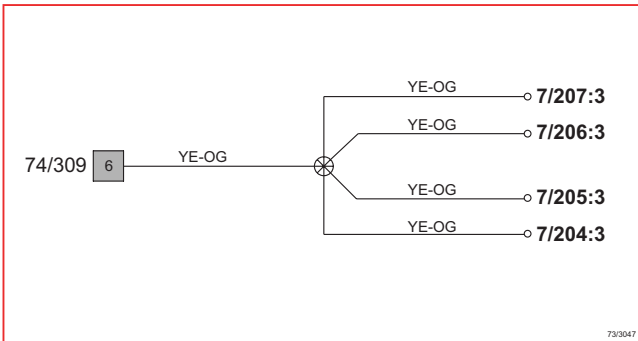
73/3046



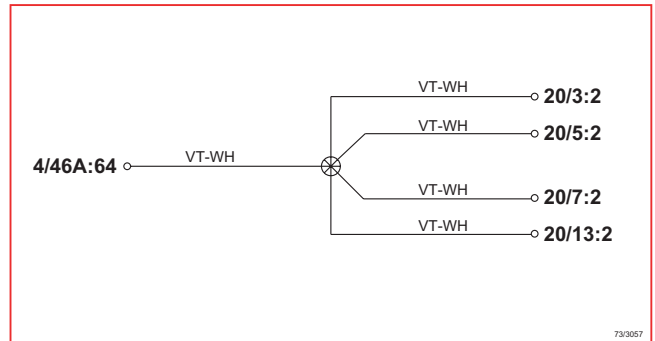
73/3056 8 Cyl.



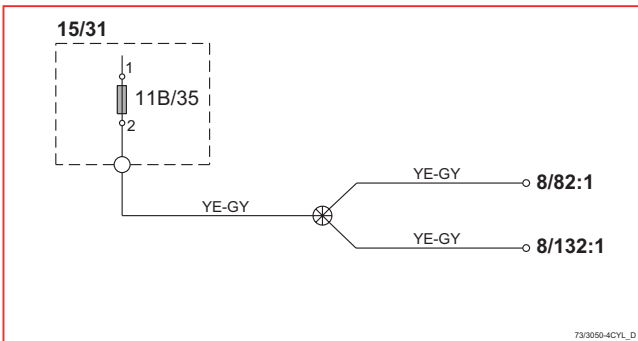
73/3047



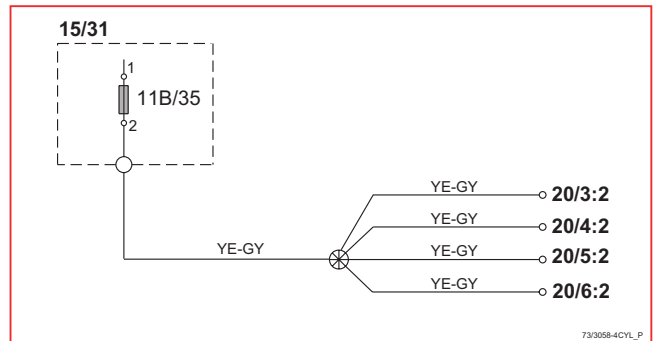
73/3057 8 Cyl.



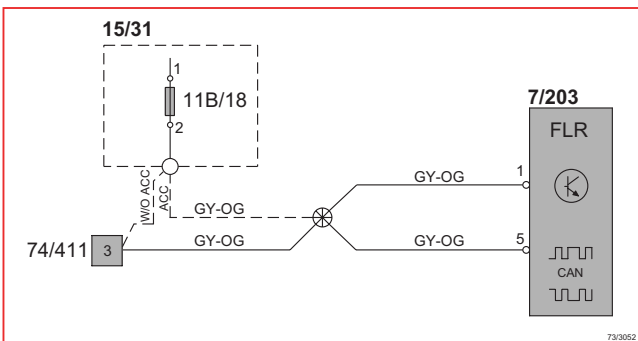
73/3050 4 Cyl. Diesel



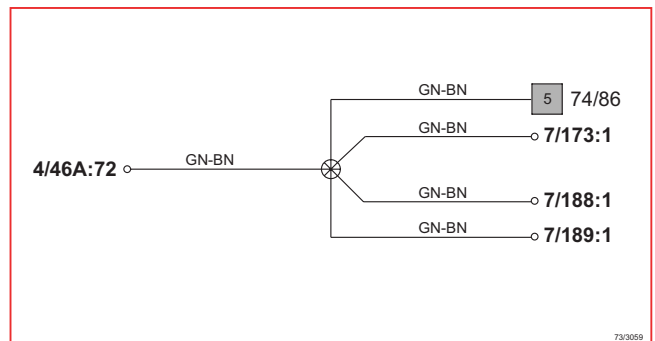
73/3058 4 Cyl.



73/3052



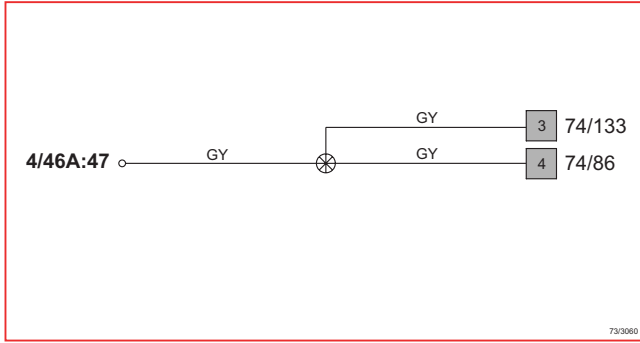
73/3059



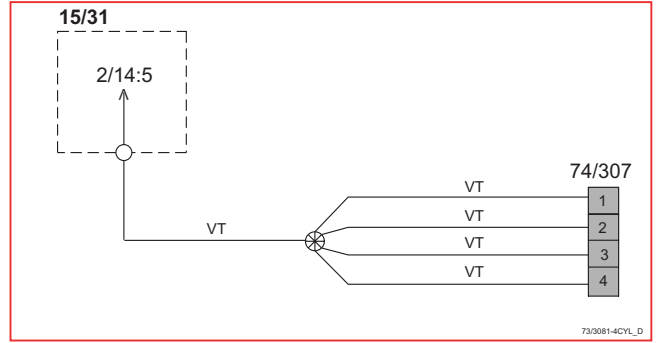
Branching points

73/3060 - 73/3094

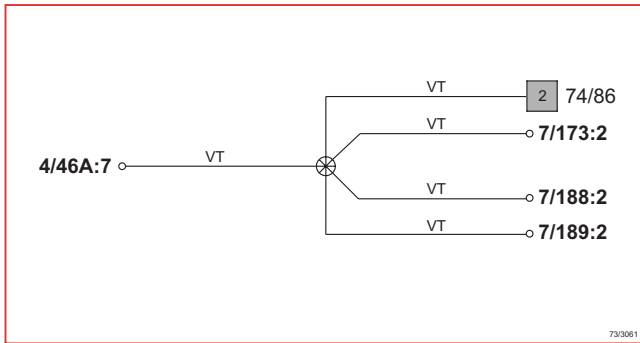
73/3060



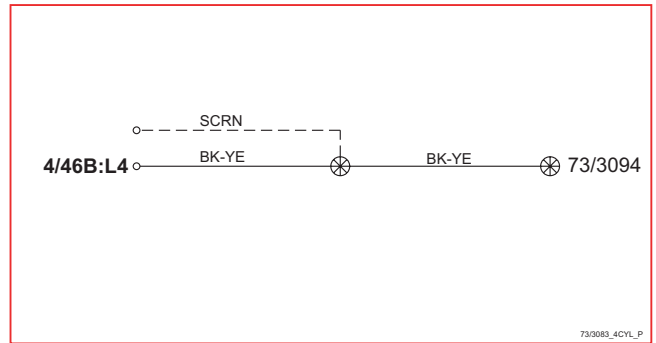
73/3081 4 Cyl. Diesel



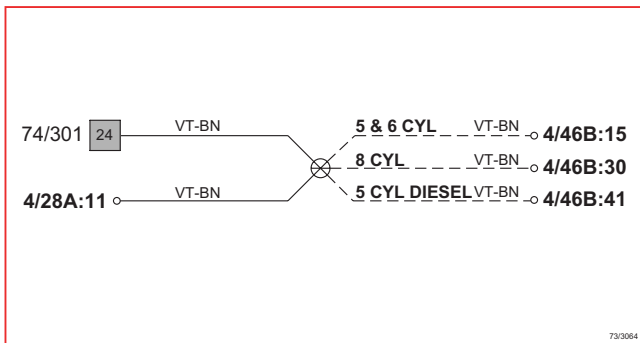
73/3061



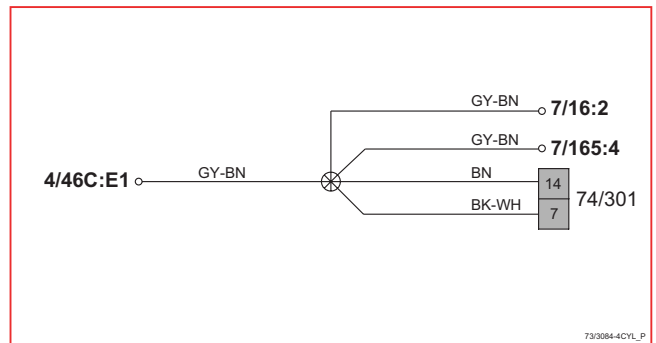
73/3083 4 Cyl.



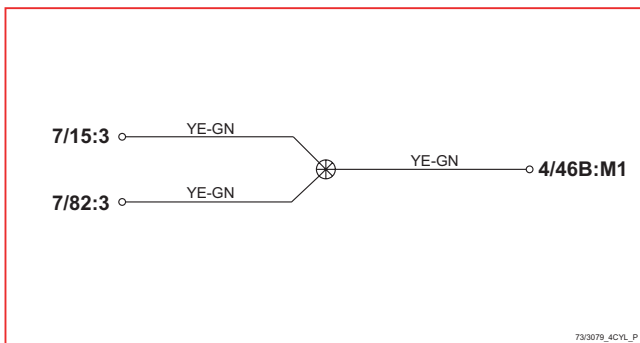
73/3064



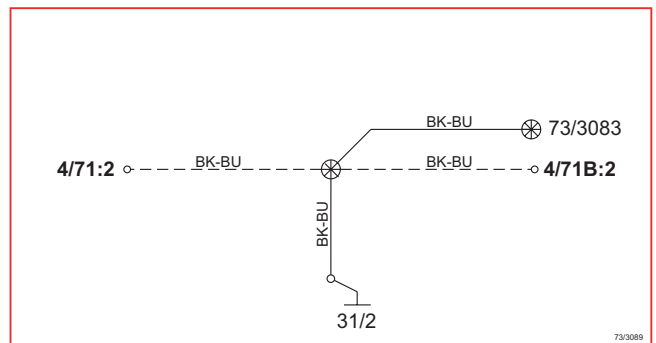
73/3084 4 Cyl.



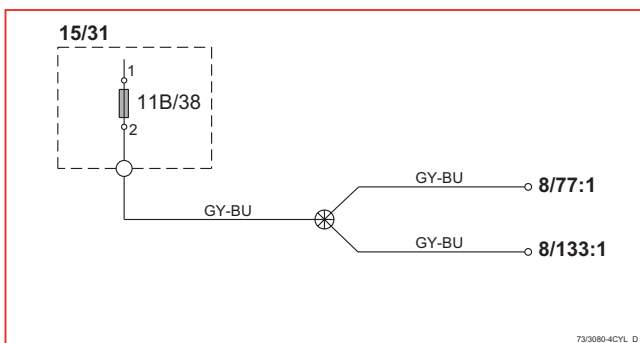
73/3079 4 Cyl.



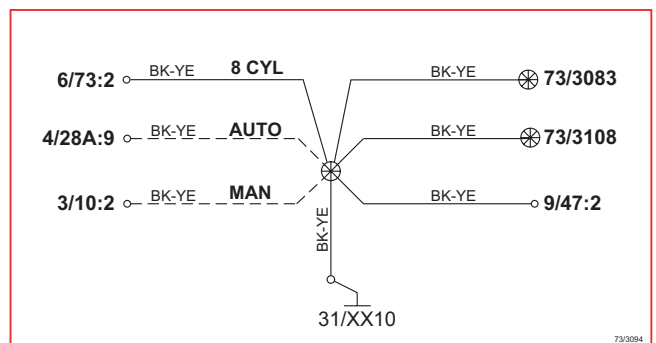
73/3089



73/3080 4 Cyl. Diesel



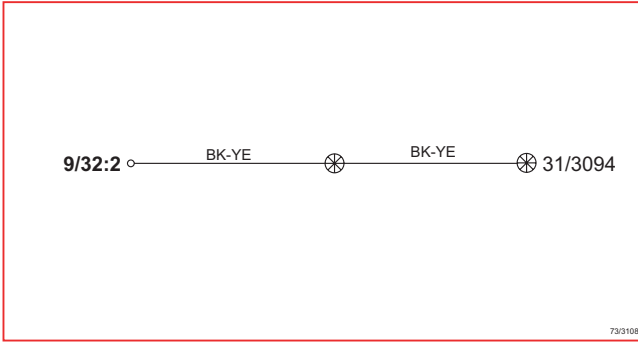
73/3094



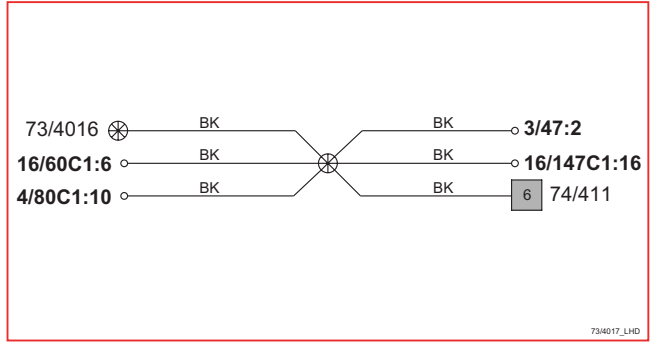
Branching points

73/3108 - 73/5027

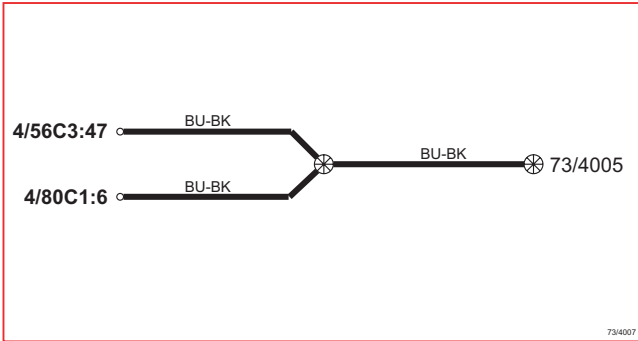
73/3108



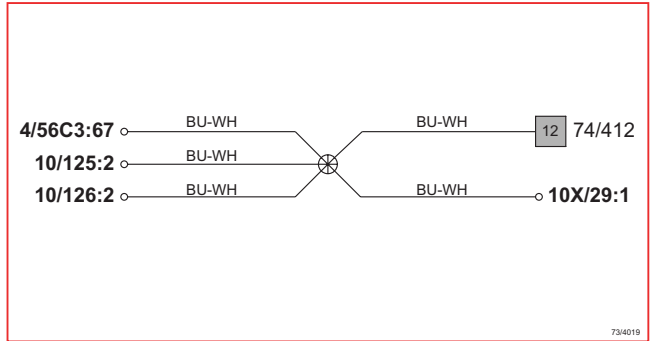
73/4017 LHD



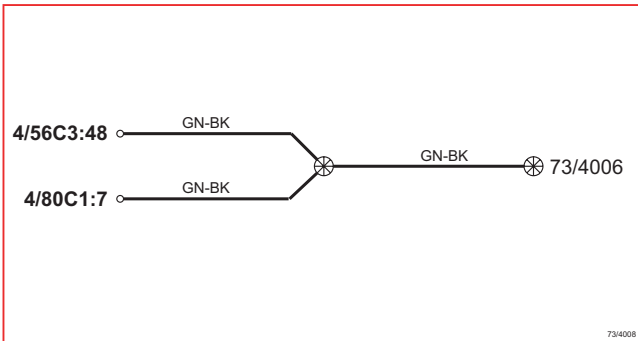
73/4007



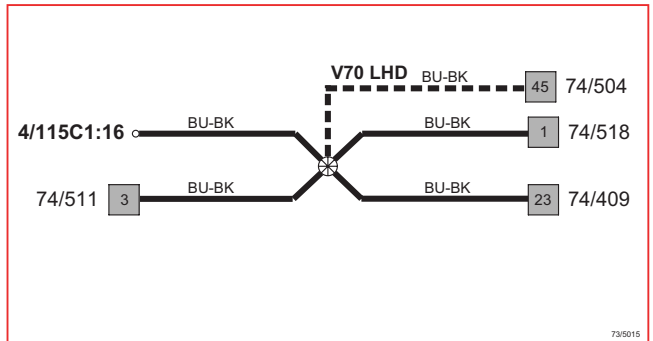
73/4019



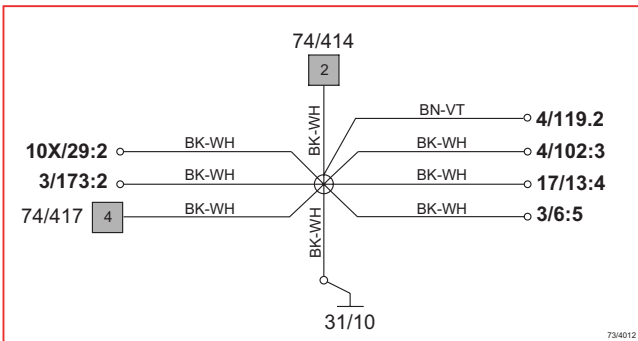
73/4008



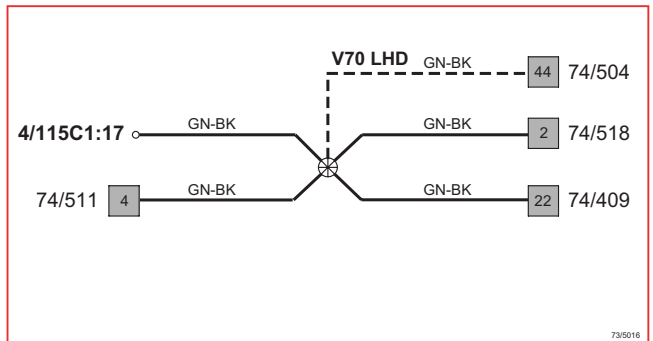
73/5015



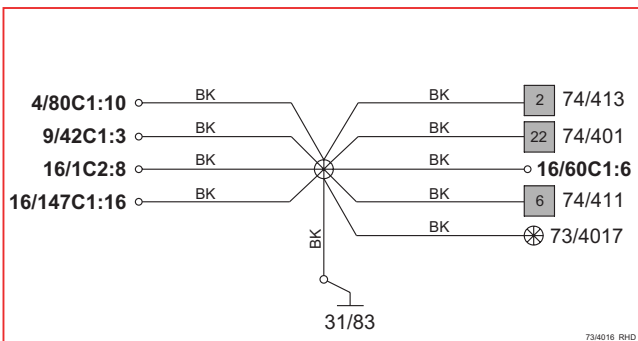
73/4012



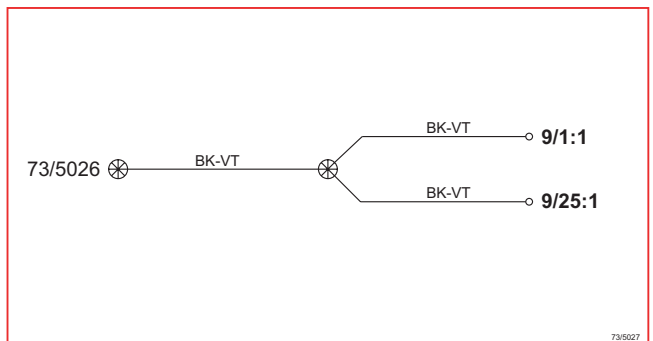
73/5016



73/4016 RHD



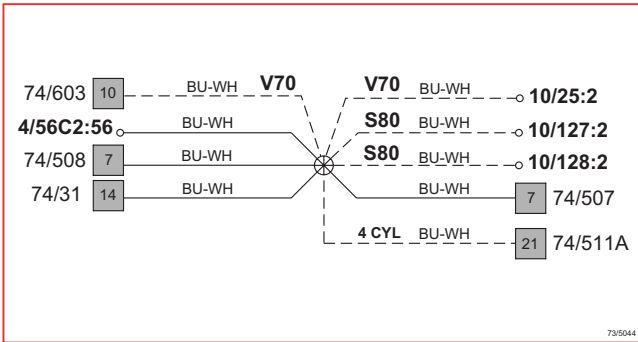
73/5027



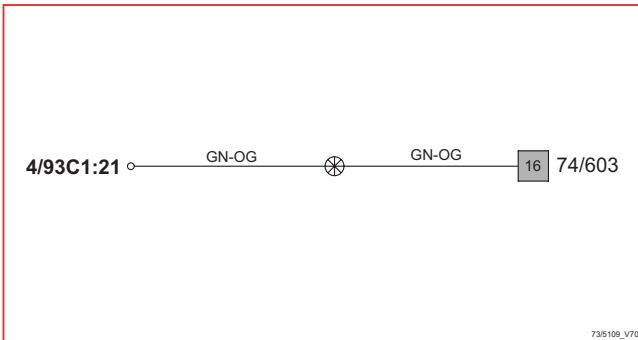
Branching points

73/5044 4 Cyl. - 73/6001 V70

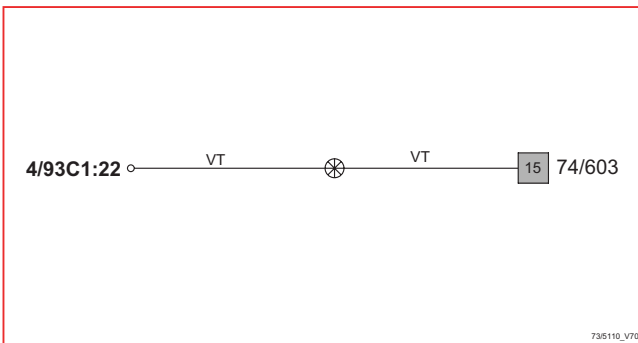
73/5044 4 Cyl.



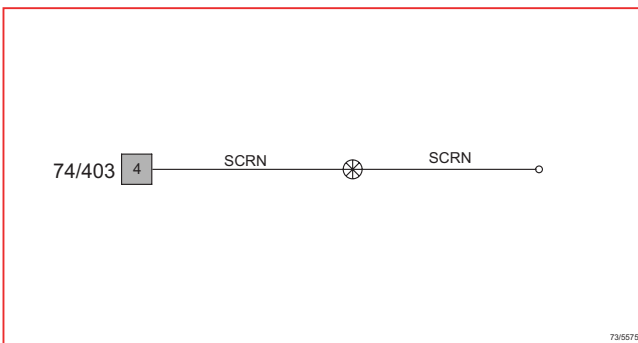
73/5109 V70



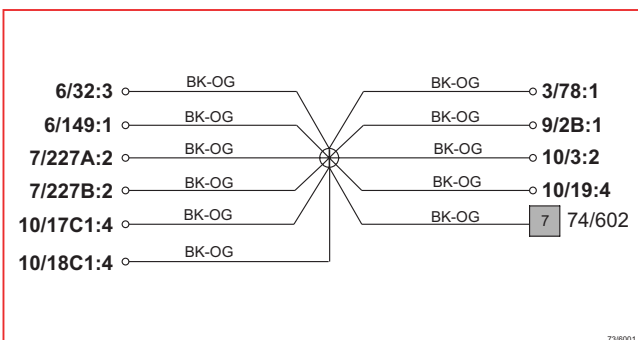
73/5110 V70



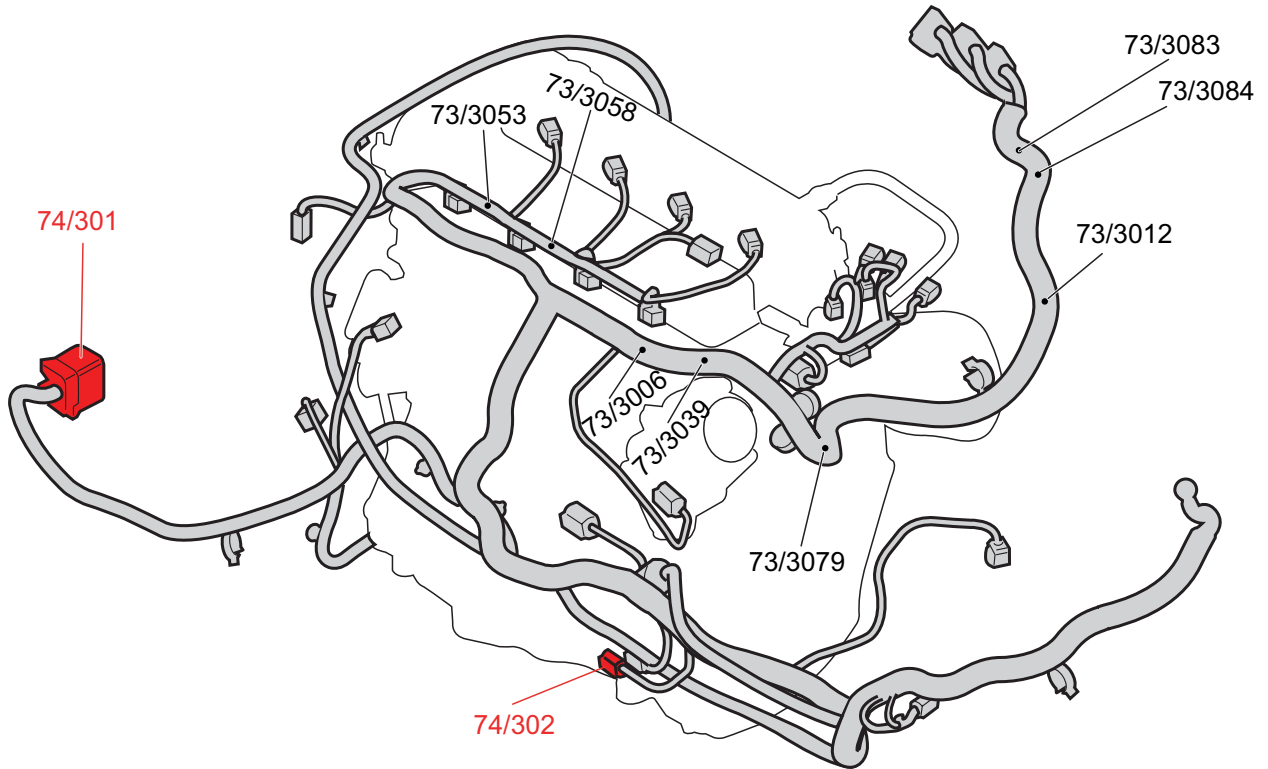
73/5575 RSE



73/6001 V70

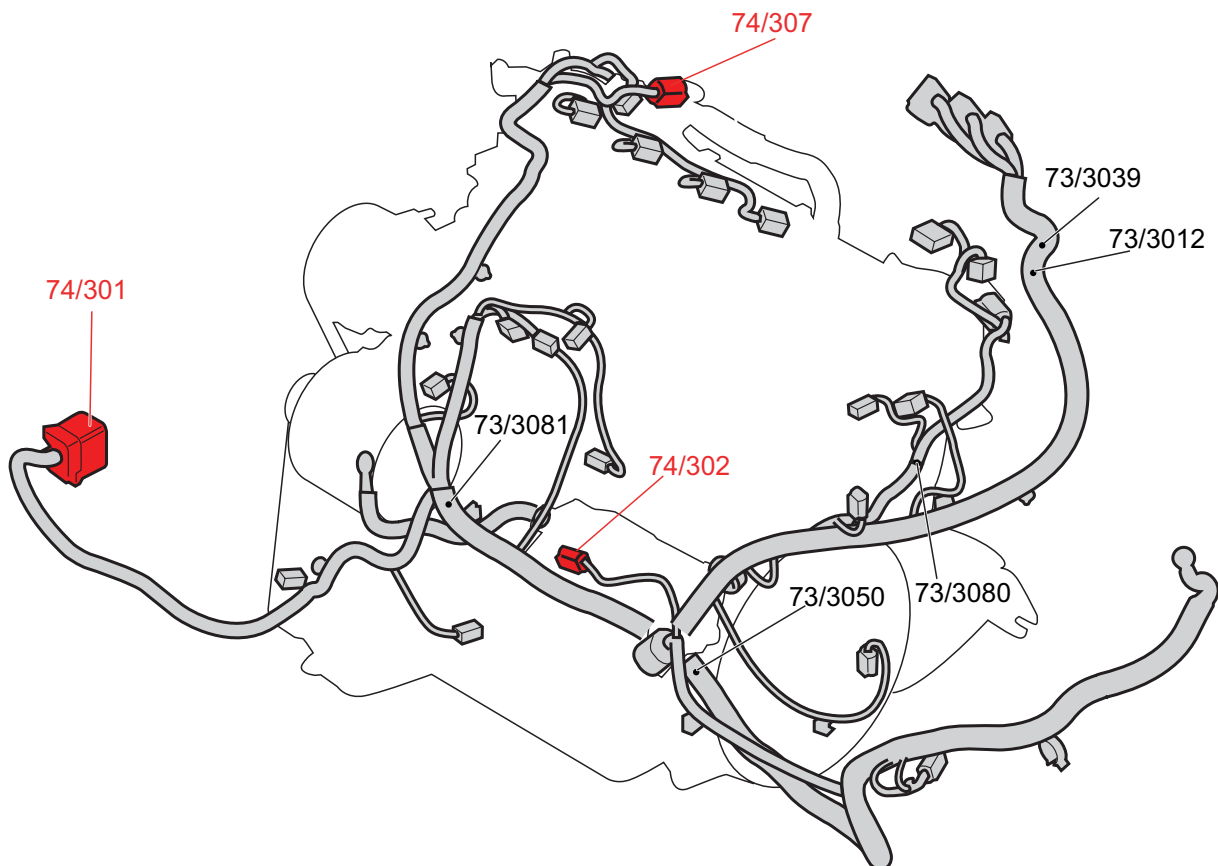


Cable harness routing in vehicle Engine harness, 4 Cyl.



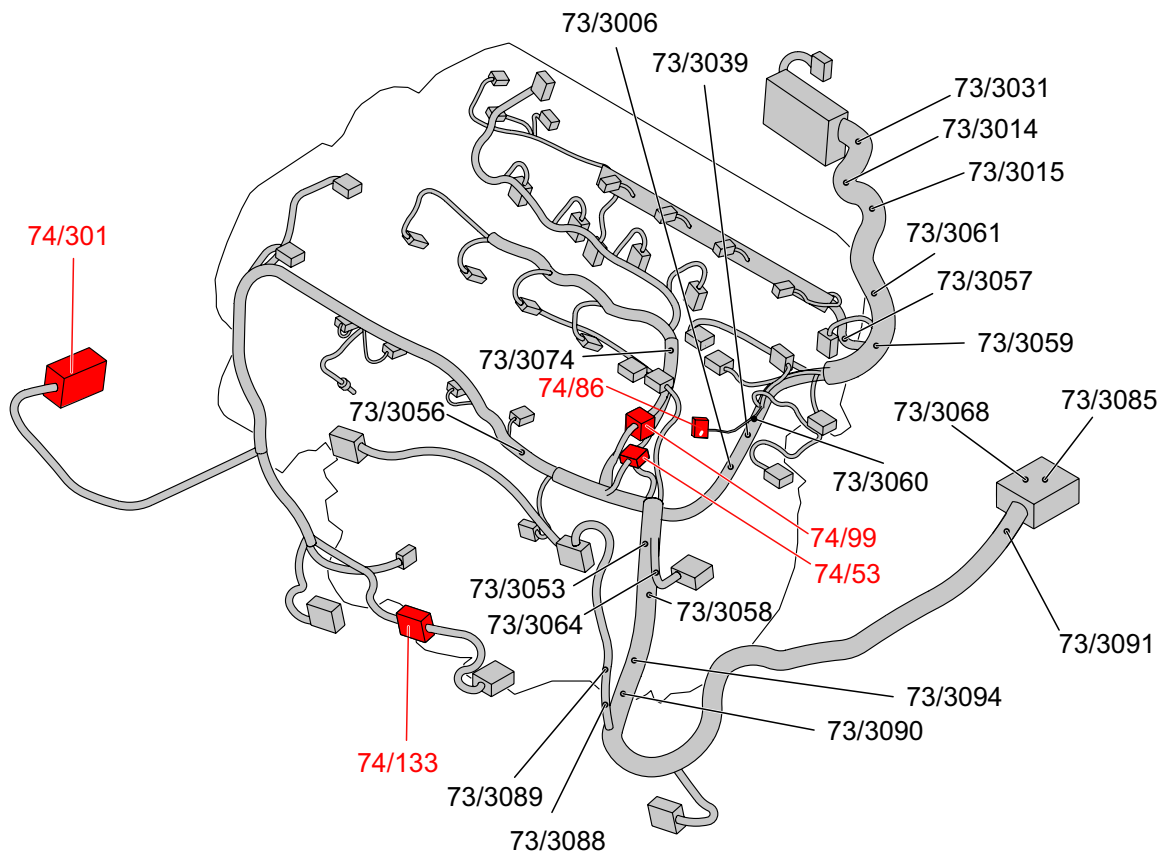
G028507

Cable harness routing in vehicle Engine harness, 4 Cyl. Diesel

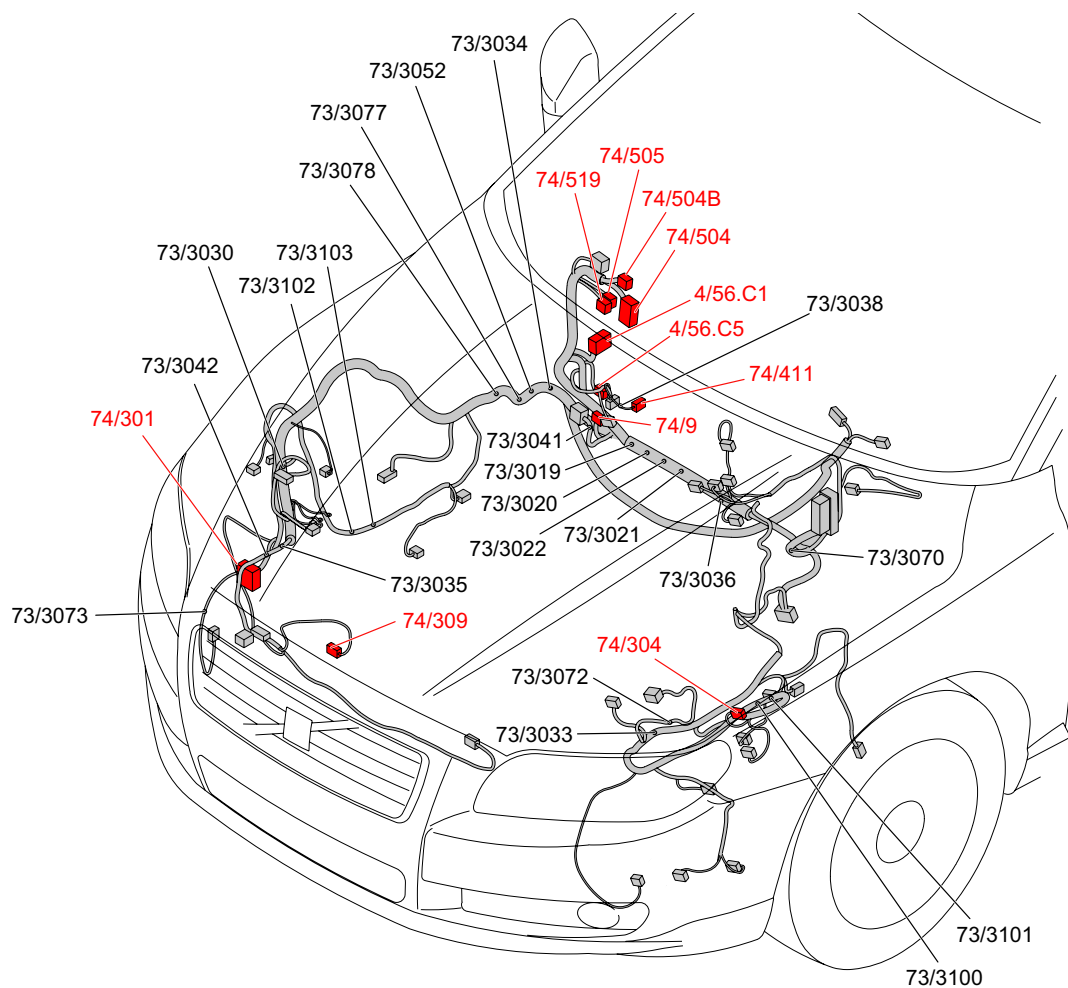


G028508

Cable harness routing in vehicle Engine harness, 8 Cyl.

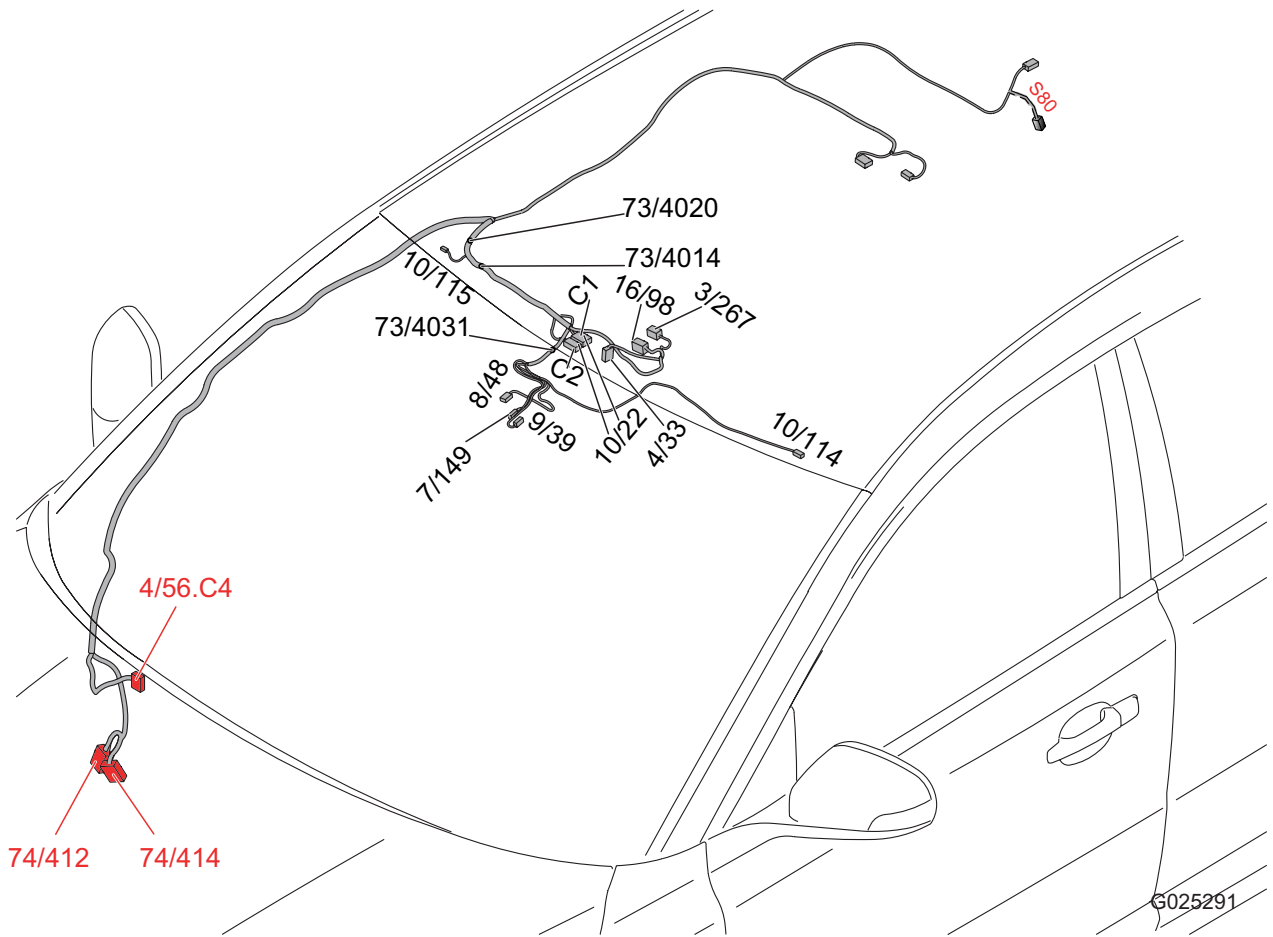


Cable harness routing in vehicle Harness engine compartment



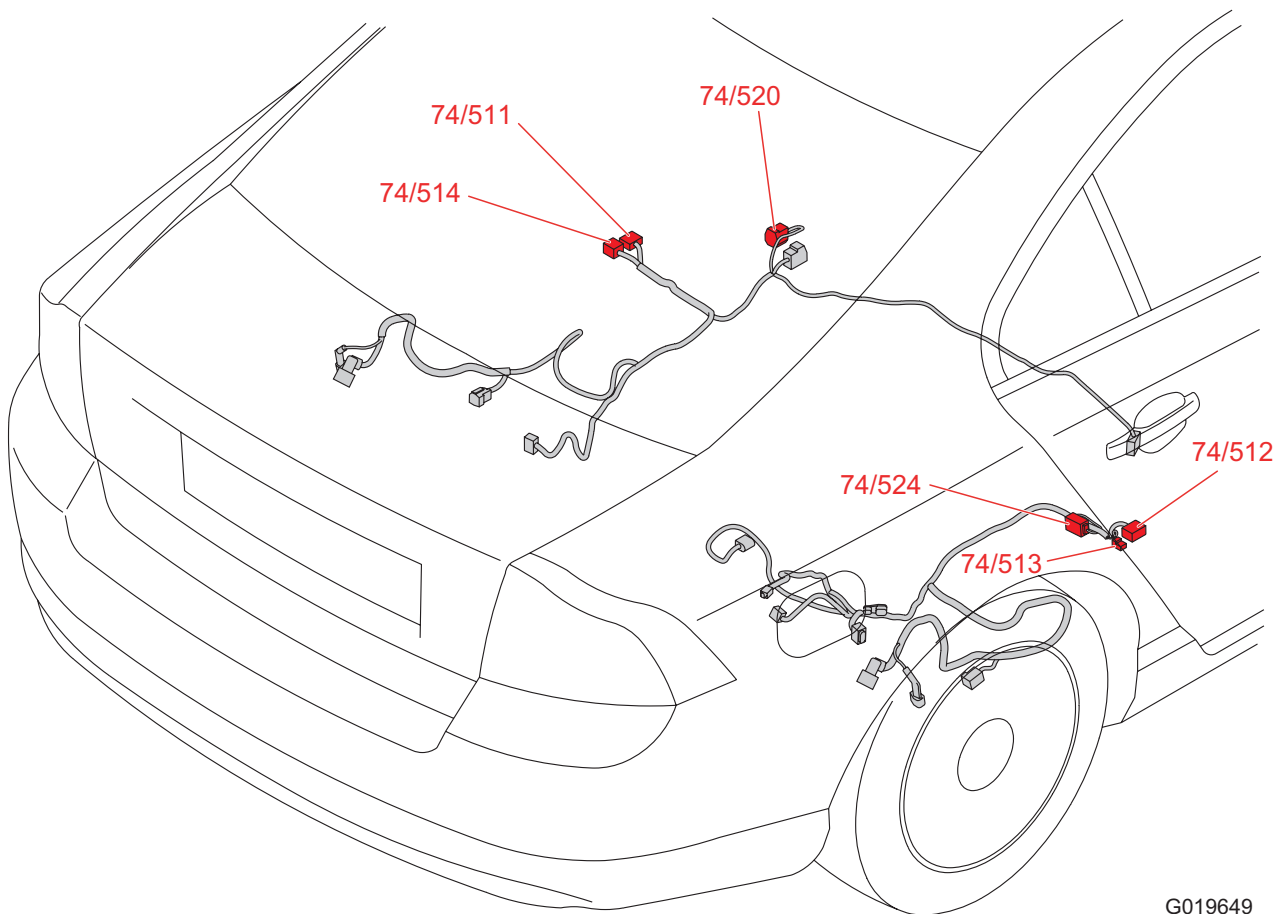
Cable harness routing in vehicle

Harness ceiling



Cable harness routing in vehicle

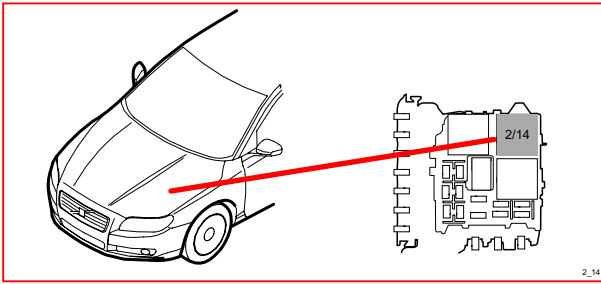
Harnesses rear axle



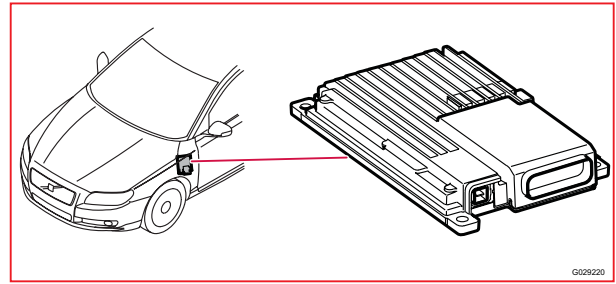
Component illustrations

2/14 - 7/71

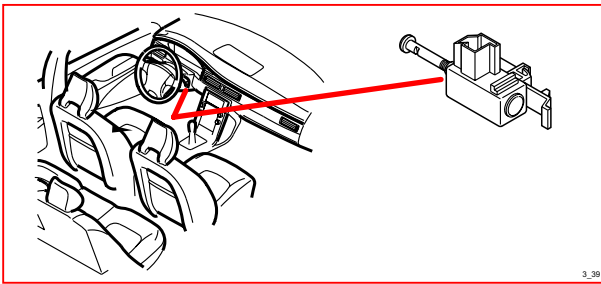
2/14 Relay, glow plug system



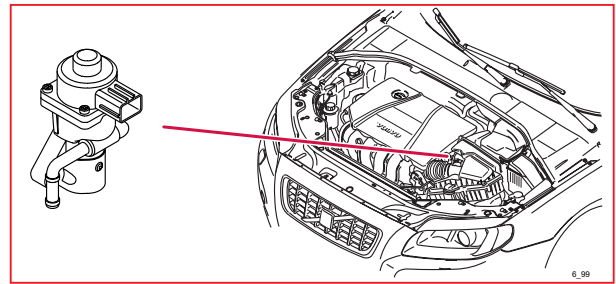
4/80 Forward Sensing Module (FSM)



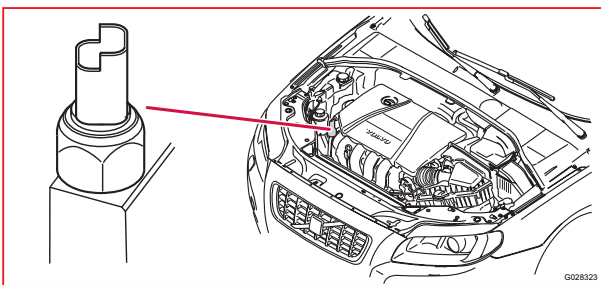
3/39 Clutch pedal contact



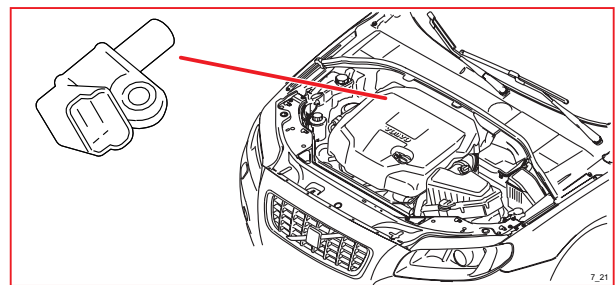
6/99 Engine EGR



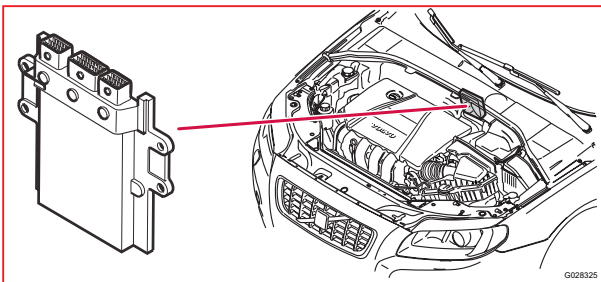
3/270 Contact servo pressure



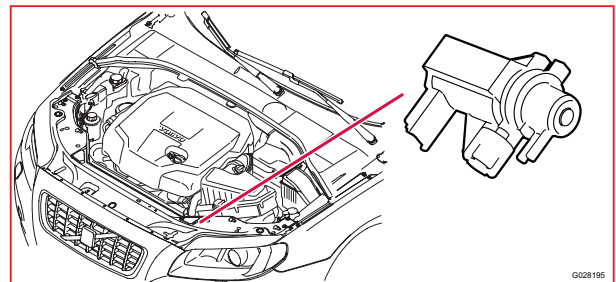
7/21 Camshaft position sensor



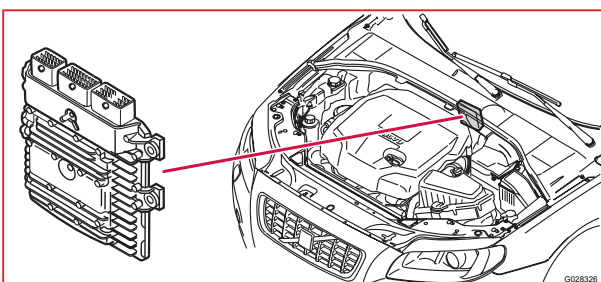
4/46 Engine Control Module (ECM), 4 Cyl.



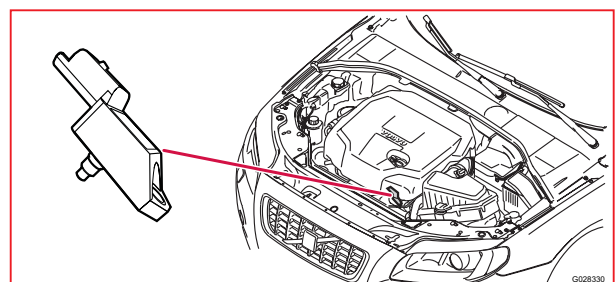
7/54 Intake throttle position sensor



4/46 Engine control module (ECM), 4 Cyl. Diesel



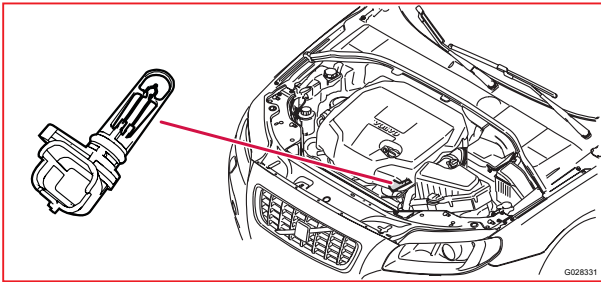
7/71 Sensor boost pressure



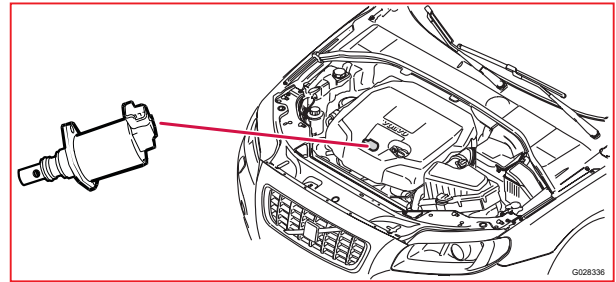
Component illustrations

7/77 - 8/133

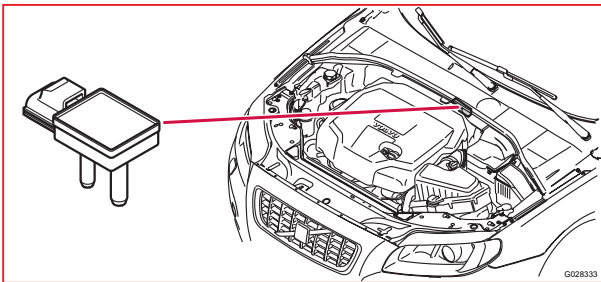
7/77 Temperature sensor, intake air 1



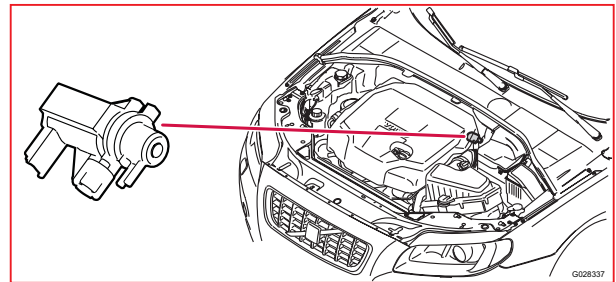
8/77 Control valve, fuel volume



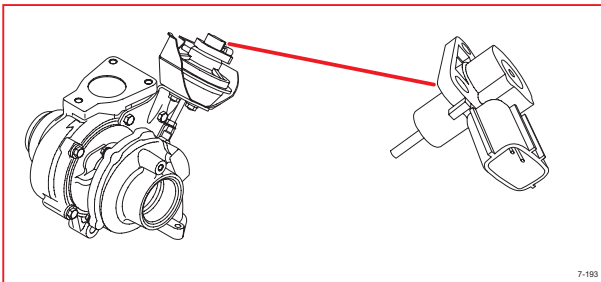
7/174 Differential pressure sensor, particle filter



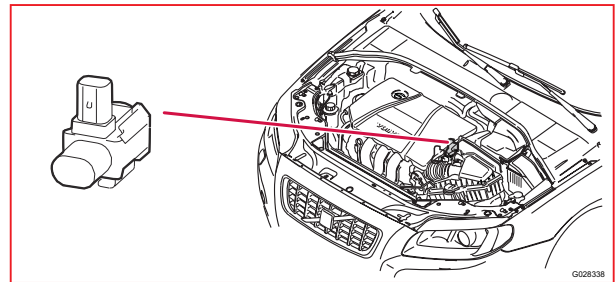
8/82 Solenoid, variable turbo geometry



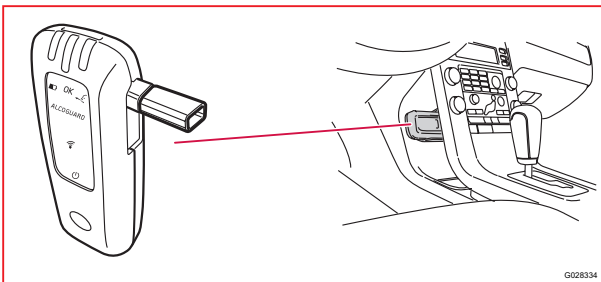
7/193 Position sensor turbo



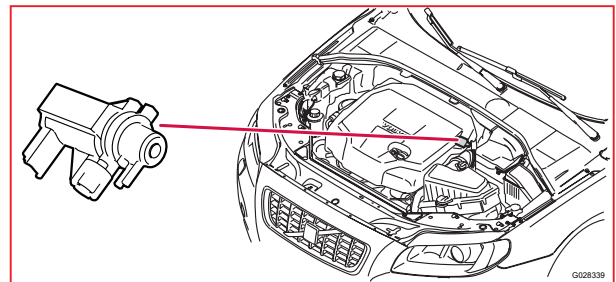
8/114 Valve mixing air/fuel



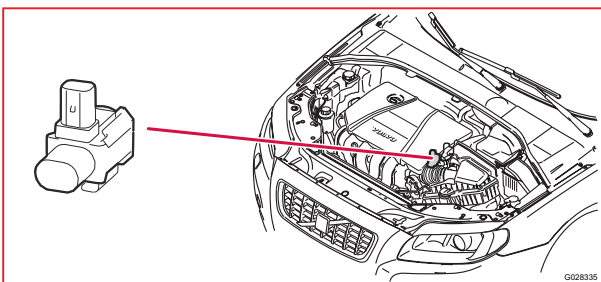
7/238 Alcolock sensor



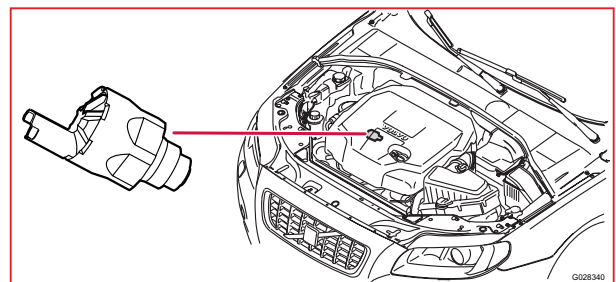
8/132 Control valve inlet



8/45 Vacuum valve variable intake manifold



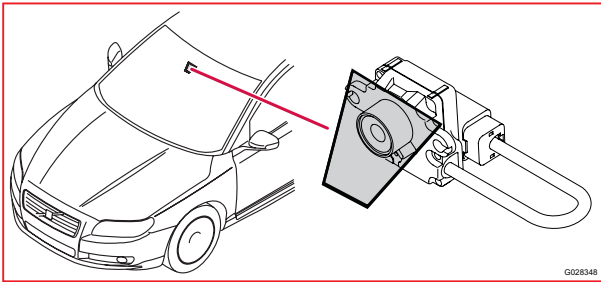
8/133 Control valve fuel pressure



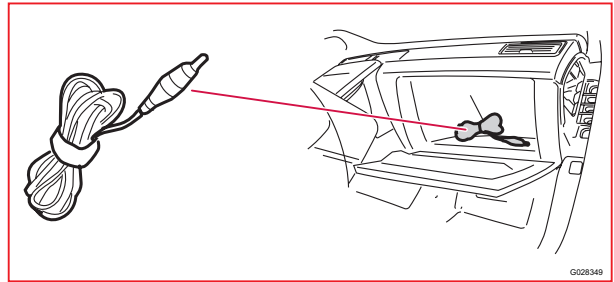
Component illustrations

9/39 - 27/5

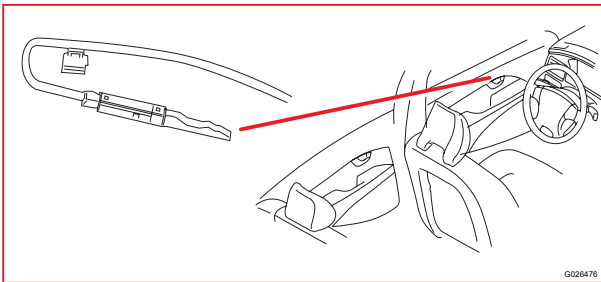
9/39 Heating element camera



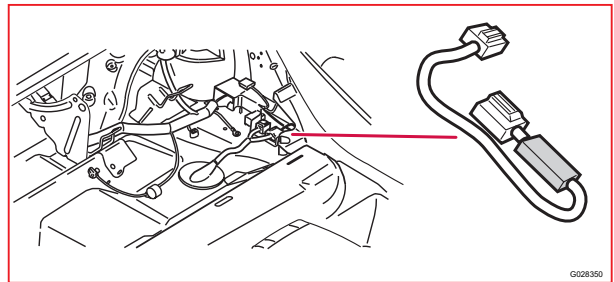
17/45 Alcolock outlet



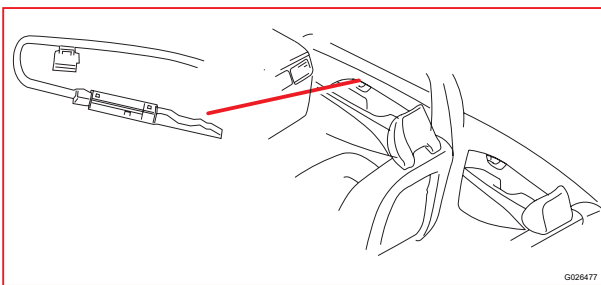
10/241 Left-hand front door handle lighting



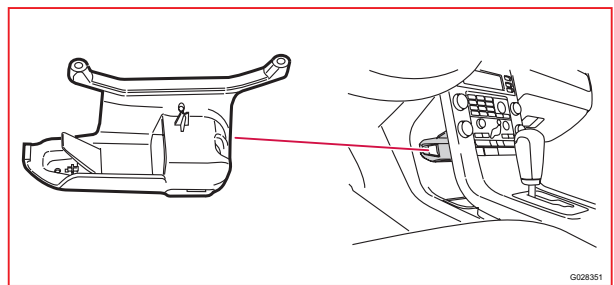
26/5 DC/AC converter, fuel tank



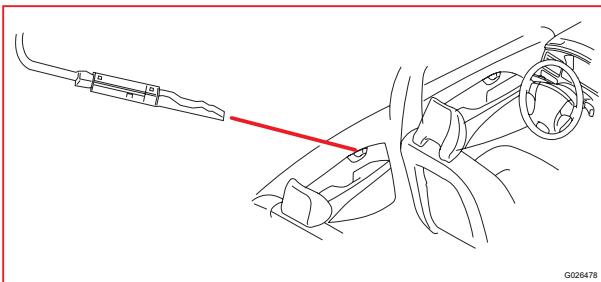
10/242 Right-hand front door handle lighting



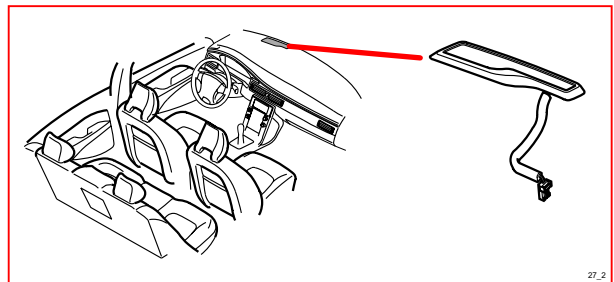
26/8 Alcolock charging cradle



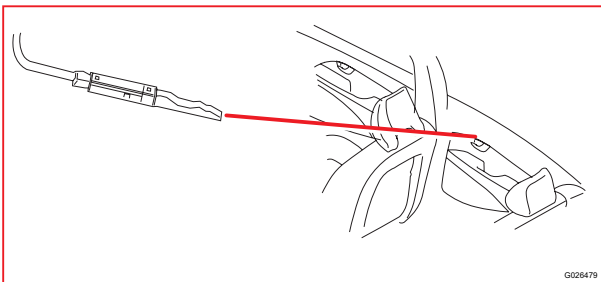
10/243 Left-hand rear door handle lighting



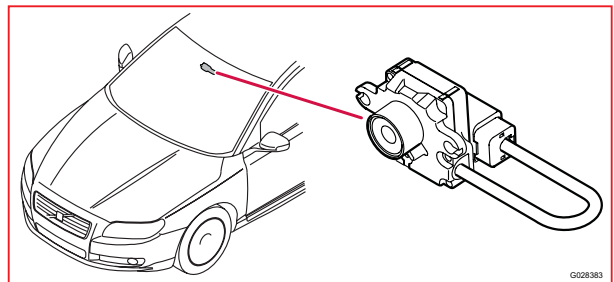
27/2 Indicator, visual collision warning



10/244 Right-hand rear door handle lighting



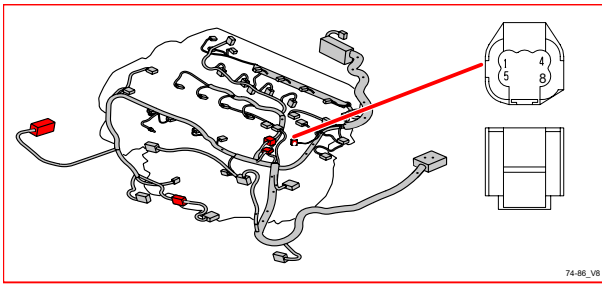
27/5 Forward looking camera



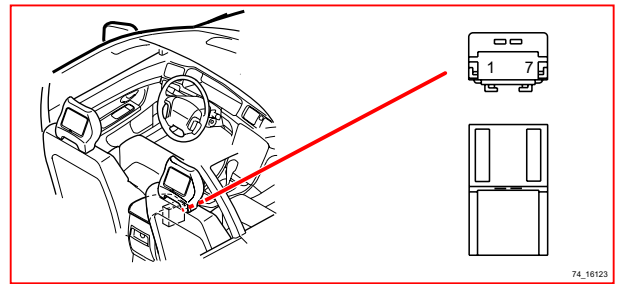
Component illustrations

74/86 - 74/16123

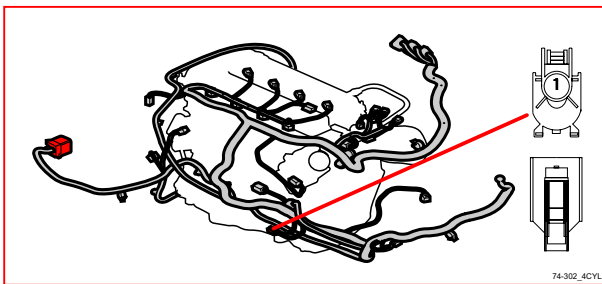
74/86 Connector



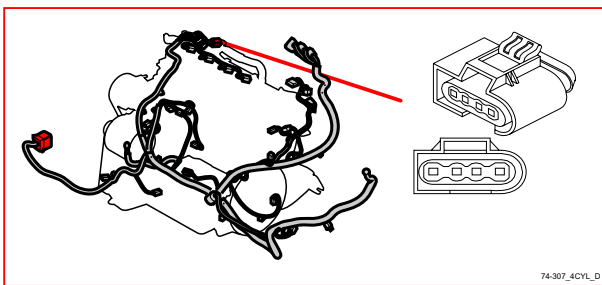
74/16123 Connector



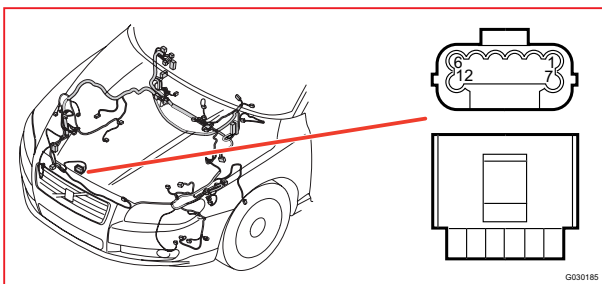
74/302 Connector



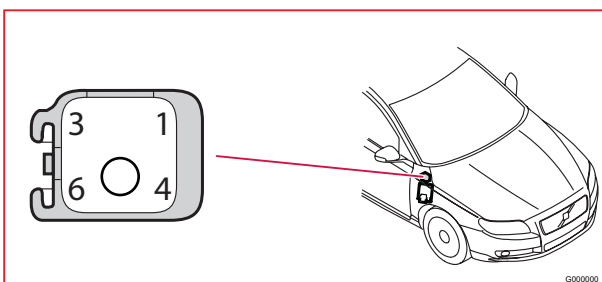
74/307 Connector



74/309 Connector



74/418 Connector



Index

A

| | |
|--|----------------|
| Abbreviations | 5 |
| Accessories | 85, 86, 87, 88 |
| Alcolock | 85 |
| Alternator and voltage regulator, Group 32 | 68 |
| Audio | 90 |
| Audio Premium | 92 |

B

| | |
|------------------------|-----|
| Brake light | 73 |
| Branching points | 112 |

C

| | |
|--|--------------------|
| Cable harness routing in vehicle | 117 |
| Climate control system | 98, 99 |
| Climate control system, group 87 | 98 |
| Collision warning with brake servo | 84 |
| Component illustrations | 120 |
| Connectors | 100 |
| Control modules | 36 |
| Cooling fan | 58, 59, 60, 61, 62 |
| Cooling system, Group 26 | 58 |
| Countries/Markets, abbreviations | 5 |
| Cruise control | 63, 64, 65, 66, 67 |

D

| | |
|--|--------|
| Data communication high speed CAN | 38 |
| Data communication LIN | 40 |
| Data communication MOST | 42 |
| Differential Electronic Module (DEM) | 96 |
| Direction indicator | 77, 78 |
| Door handle lighting | 75, 76 |
| Driver information module | 89 |

E

| | |
|--|-----|
| Electrical distribution overview | 8 |
| Electronic parking brake | 97 |
| Emission control, 4 Cyl. | 56 |
| Emission control, 8 Cyl. | 57 |
| Engine controls, Group 27 | 63 |
| Engine harness 4 Cyl. | 117 |
| Engine harness 4 Cyl. Diesel | 117 |
| Engine harness 8 Cyl. | 118 |
| Engine management system, 4 Cyl. | 46 |
| Engine management system, 4 Cyl. Diesel | 50 |
| Engine management system, 4 Cyl. Flexifuel | 48 |
| Engine management system, 5 Cyl. Diesel | 43 |
| Engine management system, 6 Cyl. Turbo | 52 |
| Engine management system, 8 Cyl. | 54 |

F

| | |
|---|--------------------|
| Fog lights | 72 |
| Fuel system, group 23 | 43 |
| Fuses | 10 |
| Fuses at the battery | 22 |
| Fuses in cargo compartment distribution box | 19, 20, 21 |
| Fuses in Central Electronic Module (CEM) | 16, 17, 18 |
| Fuses in engine compartment distribution box | 10 |
| Fuses in the engine compartment distribution box | 11, 12, 13, 14, 15 |

G

| | |
|-----------------------------------|---|
| Group number, abbreviations | 5 |
|-----------------------------------|---|

H

| | |
|--------------------------------------|--------|
| Harness Ceiling | 119 |
| Harness engine compartment | 118 |
| Harnesses rear axle | 119 |
| Hazard warning flashers | 77, 78 |
| High-pressure headlight washer | 79 |
| How to use the wiring diagrams | 6 |

I

| | |
|-------------------------------|----|
| Ignition switch symbols | 5 |
| Instruments, group 38 | 89 |

K

| | |
|-----------------------------|----|
| Keyless vehicle (KVM) | 82 |
|-----------------------------|----|

L

| | |
|--------------------------|----|
| Lighting, Group 35 | 70 |
| List of symbols | 7 |

O

| | |
|--|----|
| Other electrical equipment | 77 |
| Other, Group 39 | 90 |
| Overview of control module locations | 36 |
| Overview of ground connections | 28 |

P

| | |
|-------------------------------|----|
| Parking assistance | 81 |
| Parking brake, Group 55 | 97 |
| Power supply | 68 |

R

| | |
|---|--------|
| Relays | 23 |
| Relays in Engine compartment distribution box | 24, 25 |
| Relays in the Central Electronic Module (CEM) | 27 |
| Reversing lights | 74 |
| Running/parking lights | 70 |
| Running/parking lights, (Bi-Xenon) | 71 |

S

| | |
|---------------------------------|----|
| Starting system, Group 33 | 69 |
|---------------------------------|----|

T

| | |
|---------------------------------------|----|
| Tail lights | 70 |
| Tail lights (Bi-Xenon) | 71 |
| Tow hitch cable harness, 13-pin | 88 |
| Tow hitch cable harness, 4-pin | 86 |
| Tow hitch cable harness, 7-pin | 87 |

W

| | |
|----------------------------------|----|
| Wiper/washer rear window | 80 |
| Wiring and fuses, Group 37 | 86 |

List of components 1:4

| | | | |
|-------|--|---------|--|
| 1/1 | Battery | 4/46 | Engine control module (ECM), 4 Cyl. Diesel |
| 2/14 | Relay, glow plug system | 4/56 | Central Electronic Module (CEM) |
| 2/16 | Rear window wiper relay, V70 | 4/68 | Steering Wheel Angle Sensor Module (SAS) |
| 2/17 | Relay, horn | 4/71 | Cooling fan control module |
| 2/22 | Relay, climate control system | 4/71B | Twin cooling fan control module |
| 2/31 | Relay, 15-feed | 4/80 | Forward Sensing Module (FSM) |
| 2/32 | Main relay, engine management system | 4/82 | Differential Electronic Module (DEM) |
| 2/35 | Relay, starter motor | 4/83 | Fuel pump control module |
| 2/75 | Rear adjustable head restraint relay | 4/84 | Suspension Module (SUM) |
| 2/82 | Relay, heated rear window | 4/86 | Parking Assistance Module (PAM) |
| 2/88 | Relay, 15-feed rear | 4/93 | Keyless Vehicle Module (KVM) |
| 2/193 | Relay, comfort functions | 4/102 | Steering Column Lock Module (SCL) |
| 2/239 | Relay, coolant pump, 8 Cyl. | 4/109 | Glow plug control module |
| 3/4 | Steering wheel switch left (SWSL) | 4/115 | Parking Brake Module (PBM) |
| 3/9 | Contact brake light | 4/118 | Headlamp Control Module (HCM) |
| 3/19 | Power window switch, rear left door | 4/119 | Signal receiver, keyless vehicle (RKE) |
| 3/21 | Power window switch, right rear door | 4/119.2 | Remote Receiver Module (RRX) |
| 3/35 | Switch, handle, trunk lid/tailgate | 4/120 | Parking Assistance Camera module (PAC) |
| 3/35 | Switch, handle, trunk lid/tailgate | 5/1 | Driver Information Module (DIM) |
| 3/39 | Clutch pedal contact | 6/1 | Wiper Motor Module (WMM) |
| 3/35 | Switch, handle, trunk lid/tailgate | 6/25 | Starter motor |
| 3/47 | Parking brake contact | 6/26 | Alternator Control Module (ACM) |
| 3/65 | Switch, heated rear seat | 6/28 | Motor, passenger compartment fan |
| 3/80 | Switch, central locking system, driver's door | 6/33 | Fuel pump |
| 3/82 | Switch, central locking system, passenger door | 6/36 | Lock motor, central locking, LH front door |
| 3/83 | Switch, passenger door power window | 6/48 | Damper Motor Module (DMM), recirculation |
| 3/111 | Light Switch Module (LSM) | 6/55 | Lock motor, central locking, RH front door |
| 3/112 | Climate control system | 6/56 | Lock motor, central locking, RH rear door |
| 3/126 | Driver Door Module (DDM) | 6/57 | Lock motor, central locking, LH rear door |
| 3/127 | Passenger Door Module (PDM) | 6/62 | Power door mirror, left |
| 3/128 | Rear left Door Module (LDM) | 6/63 | Power door mirror, right |
| 3/129 | Rear Right Door Module (RDM) | 6/67 | Pump, fuel leakage control |
| 3/130 | Steering Wheel Module (SWM) | 6/73 | Coolant pump |
| 3/132 | Start Control Module (SCU) | 6/95 | Damper Motor Module (DMM), temperature, left side |
| 3/156 | Gear Selector Module (GSM) | 6/96 | Damper Motor Module (DMM), temperature, right side |
| 3/176 | Power window switches, driver's door | 6/99 | Engine EGR |
| 3/270 | Contact servo pressure | 6/102 | Damper Motor Module (DMM), defroster |
| 3/271 | Contact, immobilizer, clutch pedal | 6/103 | Damper Motor Module (DMM), floor/ventilation |
| 3/272 | Switch, parking brake | 6/104 | High pressure headlight washer motor |
| 3/273 | Lock contact, LH front door | 6/118 | Regulator motor, swirl throttle |
| 3/274 | Lock contact, RH front door | 6/120 | Engine throttle body |
| 3/275 | Lock contact, left rear door | 6/127 | Washer motor |
| 3/276 | Lock contact, RH rear door | 6/143 | Regulator motor, Turbo |
| 3/281 | Infotainment Control Module (ICM) | 6/144 | Telescopic nozzle, left |
| 3/284 | Diagnostic contact, brake light | 6/145 | Telescopic nozzle, right |
| 4/6 | Climate Control Module (CCM) | 6/146 | Lock motor, rear left brake disc |
| 4/16 | Brake Control Module (BCM) | 6/147 | Lock motor, rear right brake disc |
| 4/28 | Transmission Control Module (TCM) | | |
| 4/31 | Fan control module | | |
| 4/46 | Engine Control Module (ECM), 4-cyl. | | |

List of components 2:4

| | | | |
|--------|---|--------|--|
| 7/4 | Brake fluid level sensor | 7/203 | Forward-aimed radar (FLR) |
| 7/5 | Washer fluid level sensor | 7/204- | |
| 7/6 | Oil pressure monitor | 7/207 | Front parking assistance sensor |
| 7/8 | Pressure sensor, climate control system | 7/214 | Heartbeat sensor |
| 7/10 | Interior temperature sensor | 7/238 | Alcolock sensor |
| 7/12 | Solar sensor, twilight sensor and indicator alarm | 8/3 | Electromagnetic clutch, climate control system |
| 7/15 | Heated oxygen sensor, front | 8/6-10 | Injection valves |
| 7/16 | Sensor, coolant temperature | 8/18 | EVAP valve |
| 7/17 | Mass airflow sensor (MAF) | 8/19 | Solenoid, variable valve timing, intake, bank 2, 8 Cyl. |
| 7/21 | Camshaft position sensor | 8/28 | Turbo control valve |
| 7/23 | Rear knock sensor | 8/36 | Solenoid shift lock |
| 7/24 | Front knock sensor | 8/37 | Automatic transmission |
| 7/25 | Impulse sensor | 8/38 | Shift solenoid 1 |
| 7/31 | Sensor ABS, front left | 8/39 | Shift solenoid 2 |
| 7/32 | Sensor ABS, front right | 8/40 | Lock-up solenoid |
| 7/35 | Oil level sensor | 8/45 | Vacuum valve variable intake manifold |
| 7/41 | Temperature sensor evaporator | 8/48 | Auto-dimming rearview mirror |
| 7/51 | Accelerator pedal sensor | 8/68 | Relief valve |
| 7/54 | Intake throttle position sensor | 8/71 | Throttle solenoid |
| 7/61 | Input speed sensor | 8/77 | Control valve, fuel volume |
| 7/62 | Output speed sensor | 8/81 | Solenoid, variable valve timing, exhaust, bank 2, 8 Cyl. |
| 7/69 | Sensor outdoor temperature | 8/82 | Solenoid, variable turbo geometry |
| 7/71 | Sensor boost pressure | 8/98 | Control valve fuel pressure |
| 7/73 | Coolant level sensor | 8/107 | Variable intake valve |
| 7/74 | Fluid temperature sensor, automatic transmission | 8/111 | Control valve fuel flow |
| 7/77 | Temperature sensor, intake air 1 | 8/113 | Bypass valve, EGR cooling |
| 7/81 | Intake manifold pressure sensor | 8/114 | Valve mixing air/fuel |
| 7/82 | Rear oxygen sensor, bank 1, 6 Cyl. | 8/115- | |
| 7/82 | Front oxygen sensor, bank 1, 8 Cyl. | 8/116 | Injector, 8 Cyl. |
| 7/103 | Rear oxygen sensor, bank 2, 8 Cyl. | 8/117 | Solenoid, variable valve timing, intake, bank 1, 8 Cyl. |
| 7/104 | Rear oxygen sensor, bank 1, 8 Cyl. | 8/118 | Solenoid, variable valve timing, exhaust, bank 1, 8 Cyl. |
| 7/123 | Clutch pedal sensor | 8/120 | EGR valve |
| 7/124 | Sensor brake pedal | 8/132 | Control valve inlet |
| 7/130 | Fuel level sensor, ejector side | 8/133 | Control valve fuel pressure |
| 7/131- | | 8/142 | Linear pressure solenoid SLB1 |
| 7/134 | Rear parking assistance sensor | 8/143 | Linear pressure solenoid SLC1 |
| 7/138 | Exhaust pressure sensor | 8/144 | Linear pressure solenoid SLC2 |
| 7/143 | Sensor fuel level, pump side | 8/145 | Linear pressure solenoid SLC3 |
| 7/149 | Rain Sensor Module (RSM) | 9/2 | Rear window defroster |
| 7/154 | Sensor fuel temperature | 9/12 | Seat Heating Module (SHM), driver's side |
| 7/156 | Pressure and temperature sensor, fuel | 9/13 | Seat Heating Module (SHM), passenger side |
| 7/159 | Air Quality Sensor (AQS) | 9/14 | Control module, rear left seat heater |
| 7/162 | Pressure sensor, fuel line | 9/15 | Control module, RH rear seat heater |
| 7/164 | Body Sensor Cluster Stability Sensor (BSC) | 9/32 | PTC resistor, crankcase ventilation |
| 7/165 | Pressure and temperature sensor, intake manifold | 9/38 | Electrically heated fuel filter |
| 7/172 | Intake camshaft position sensor, bank 2, 8 Cyl. | 9/39 | Heating element camera |
| 7/173 | Exhaust camshaft position sensor, exhaust bank 2, 8 Cyl. | 9/42 | PTC-element |
| 7/173 | Camshaft position sensor, exhaust side, Diesel | 9/47 | PTC resistor crankcase ventilation in hose |
| 7/174 | Differential pressure sensor, particle filter | | |
| 7/188 | Camshaft position sensor, intake bank 1, 8 Cyl. | | |
| 7/189 | Camshaft position sensor, exhaust bank 1, 8 Cyl. | | |
| 7/190 | Temperature sensor, catalytic converter | | |
| 7/191 | Temperature sensor, particle filter | | |
| 7/193 | Position sensor turbo | | |
| 7/199 | Ultrasonic sensor (IMS) | | |

List of components 3:4

| | | | |
|----------|---|----------|---|
| 10/1 | Lamp housing, front left | 16/135 | Antenna, door lock, passenger compartment 3 |
| 10/2 | Lamp housing, front right | 16/136 | LH rear door tweeter |
| 10/3 | License plate lighting | 16/137 | RH rear door tweeter |
| 10/17 | Lamp housing, rear right | 16/138 | Right-hand rear window antenna |
| 10/18 | Lamp housing, rear left | 16/141 | Interference filter, rear window, left |
| 10/241 | Left-hand front door handle lighting | 16/145 | Remote digital audio receiver (RDAR) |
| 10/242 | Right-hand front door handle lighting | 16/147 | Bluetooth Phone Module (BPM) |
| 10/243 | Left-hand rear door handle lighting | | |
| 10/244 | Right-hand rear door handle lighting | | |
| 11A/no. | Main fuses in the engine compartment fuse box | 17/13 | Data link connector |
| 11B/no. | Fuses in the engine compartment fuse box | 17/45 | Alcolock outlet |
| 11D/A | Fuses in cargo compartment fuse box | 18/4 | Contact reel |
| 11D/B | Fuses in cargo compartment fuse box | 20/3-8 | Spark plug and ignition coil |
| 11D/D | Fuses in cargo compartment fuse box | 20/12-13 | Spark plug and ignition coil |
| | | 20/16 | Capacitor |
| | | 20/22-26 | Glow plug |
| 15/31 | Distribution box in engine compartment | | |
| 15/32 | Rear electrical center | 26/5 | DC/AC converter, fuel tank |
| 15/33 | Engine compartment cold zone | 26/8 | Alcolock charging cradle |
| 16/1 | Integrated Audio Module (IAM) | 27/2 | Indicator, visual collision warning |
| 16/3.1 | Right-hand front door speaker | 27/3 | Left Camera Module (LCM) |
| 16/3.2 | Right-hand front door speaker | 27/4 | Right Camera Module (RCM) |
| 16/4.1 | Left-hand front door speaker | 27/5 | Forward looking camera |
| 16/4.2 | Left-hand front door speaker | 27/5 | Forward looking camera |
| 16/5 | Right-hand rear door speaker | | |
| 16/6 | Left-hand rear door speaker | 31/1 | Ground connection, PTC |
| 16/16 | Window antenna amplifier | 31/2 | Ground connection, Left wheel housing |
| 16/26 | Center dashboard speaker | 31/3 | Ground connection, Body battery |
| 16/35 | Siren Control Module (SCM) | 31/4 | Ground connection, engine |
| 16/55 | Left-hand front tweeter | 31/6 | Ground connection, Left bottom rail |
| 16/56 | Right-hand front tweeter | 31/7 | Ground connection, Left bottom rail |
| 16/60 | Phone Module (PHM) | 31/10 | Ground connection, Left bottom rail |
| 16/79 | Subwoofer Module (SUB), V70 | 31/15 | Ground connection, Right bottom rail |
| 16/98 | Microphone | 31/47 | Ground connection, Left rear bumper abutment |
| 16/105 | Audio Module (AUD) | | |
| 16/108 | Multimedia Module (MMM) | 31/48 | Ground connection, Right rear bumper abutment |
| 16/111 | Rear headphone sockets | | |
| 16/123 | Auxiliary equipment input (AUX) | 31/65 | Ground connection, Rear seat riser, left side |
| 16/123.3 | RSE-AUX input | 31/67 | Ground connection, Rear seat riser, right side 1 |
| 16/132 | Antenna door lock trunk lid/tailgate, V70 | | |
| 16/132 | Antenna, door lock, bumper, S80 | 31/68 | Ground connection, Rear seat riser, right side 2 |
| 16/133 | Antenna, door lock, cargo compartment | | |
| 16/134 | Antenna, door lock, passenger compartment 2 | 31/83 | Ground connection, Left bottom rail |
| | | 31/84 | Ground connection, Right bottom rail |
| | | 31/88 | Ground connection, Engine ignition coils |

List of components 4:4

| | | | |
|------------------------|--|--------------------------|-----------------------------------|
| 31/89 | Ground connection, Engine ignition coils | 74/413 | Connector |
| 31/90 | Ground connection, Engine ignition coils, 8 Cyl. | 74/414 | Connector |
| 31/93 | Ground connection, Left wheel housing 2 | 74/418 | Connector |
| 31/94 | Ground connection, Right wheel housing 2 | 74/501 | Connector |
| 31/95 | Ground connection, Left wheel housing | 74/502 | Connector |
| 31/96 | Ground connection, Right wheel housing 3 | 74/503 | Connector |
| 31/100 | Ground connection, Engine ignition coils, 8 Cyl. | 74/504 | Connector |
| 31/XX4 | Ground connection, Engine-Body | 74/504B | Connector |
| 31/XX5 | Ground connection, ECM | 74/505 | Connector |
| 31/XX10 | Ground connection, Left wheel housing 1 | 74/507 | Connector |
| 31/XX14 | Ground connection, Left wheel housing 3 (ABS) | 74/508 | Connector |
| 31/XX15 | Ground connection, Right wheel housing | 74/509 | Connector |
| 31/AL | Ground connection, Auxiliary lights | 74/510 | Connector |
| 31/INFOT | Ground connection, Infotainment | 74/511 | Connector |
| 31/TRM | Ground connection, Accessories | 74/512 | Connector |
| 74/53 | Connector | 74/514 | Connector |
| 74/86 | Connector | 74/518 | Connector |
| 74/99 | Connector | 74/519 | Connector |
| 74/133 | Connector | 74/520 | Connector |
| 74/301 | Connector | 74/523 | Connector |
| 74/302 | Connector | 74/524 | Connector |
| 74/307 | Connector | 74/529 | Connector |
| 74/309 | Connector | 74/601 | Connector |
| 74/401 | Connector | 74/603 | Connector |
| 74/402 | Connector | 74/16123 | Connector |
| 74/403 | Connector | F/no. | Fuses |
| 74/404 | Connector | PF/no. | Main fuse by battery |
| 74/405 | Connector | 3X/19 | Connector interface, original car |
| 74/407 | Connector | 3X/21 | Connector interface, original car |
| 74/407B | Connector | 3X/80 | Connector interface, original car |
| 74/409 | Connector | 3X/82 | Connector interface, original car |
| 74/411 | Connector | 10X/29 | Connector interface, original car |
| 74/412 | Connector | | |